



SV540B / SV5100B

SCHOTTKY BARRIER RECTIFIER

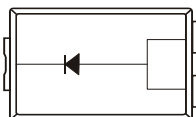
VOLTAGE 40~100 Volt **CURRENT** 5 Ampere

FEATURES

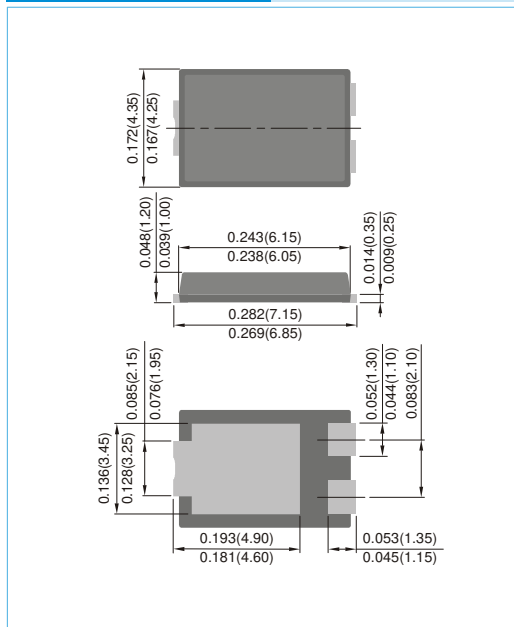
- Ideal for automated placement
- High efficiency Operation
- Low thermal resistance
- Lead free in compliance with EU RoHS 2011/65/EU directive
- Green molding compound as per IEC61249 Std. . (Halogen Free)

MECHANICAL DATA

- Case : TO-277B, Plastic
- Terminals : Solderable per MIL-STD-750, Method 2026
- Weight : 0.0038 ounces, 0.1088 grams
- Marking : Part number



TO-277B Unit : inch(mm)



MAXIMUM RATINGS AND ELECTRICAL CHARACTERISTICS (T_A=25°C unless otherwise noted)

PARAMETER	SYMBOL	SV540B	SV5100B	UNITS
Maximum Recurrent Peak Reverse Voltage	V _{RRM}	40	100	V
Maximum RMS Voltage	V _{RMS}	28	70	V
Maximum DC Blocking Voltage	V _R	40	100	V
Maximum Average Forward Current	I _O	5		A
Peak Forward Surge Current : 8.3ms single half sine-wave superimposed on rated load	I _{FSM}	150		A
Maximum Forward Voltage at 5A	V _F	0.52	0.87	V
Maximum DC Reverse Current T _J =25°C	I _R	250	15	μA
Maximum DC Reverse Current T _J =100°C	I _R	20	2	mA
Typical Junction Capacitance at V _R =0V, f=1MHz	C _J	730	475	pF
Typical Thermal Resistance, Junction to Ambient (Note 1) Junction to Lead (Note 2)	R _{θJA} R _{θJL}	80 15		°C/W
Operating Junction Temperature and Storage Temperature Range	T _J , T _{STG}	-55 to +150		°C

NOTES:1.Mounted on minimum pad layout.
2.Mounted on 50cm² copper pad area.



SV540B / SV5100B

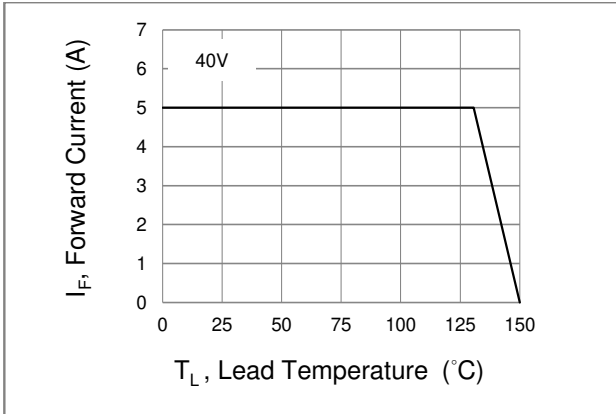


Fig.1 Forward Current Derating Curve

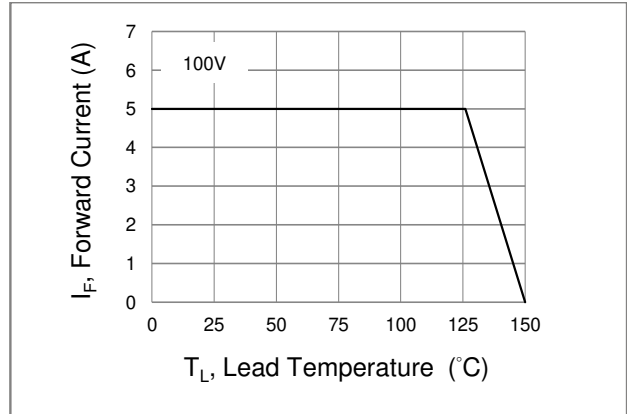


Fig.2 Forward Current Derating Curve

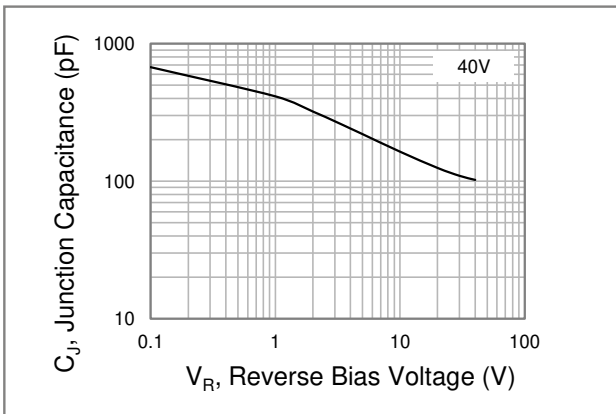


Fig.3 Typical Junction Capacitance

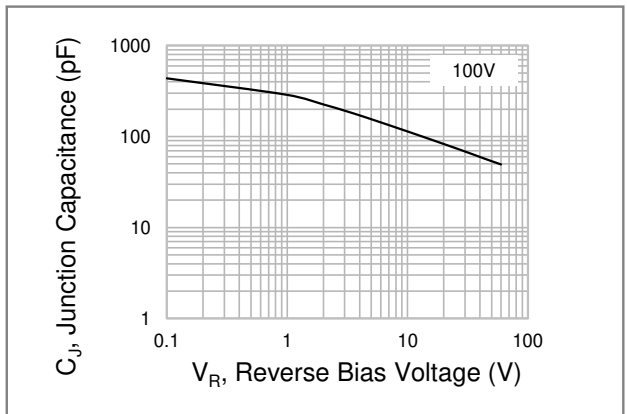


Fig.4 Typical Junction Capacitance

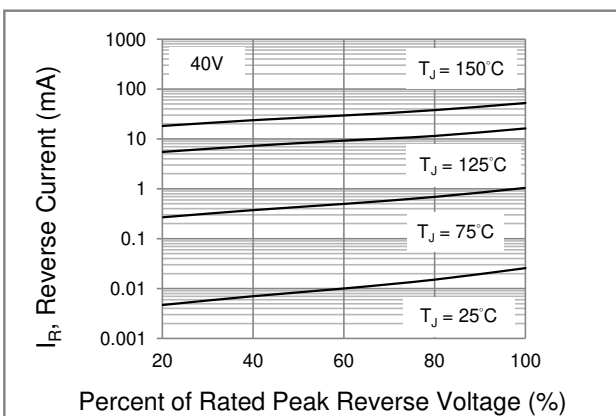


Fig.5 Typical Reverse Characteristics

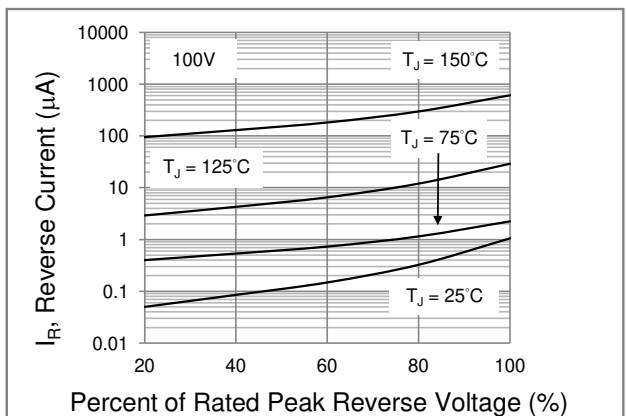


Fig.6 Typical Reverse Characteristics



SV540B / SV5100B

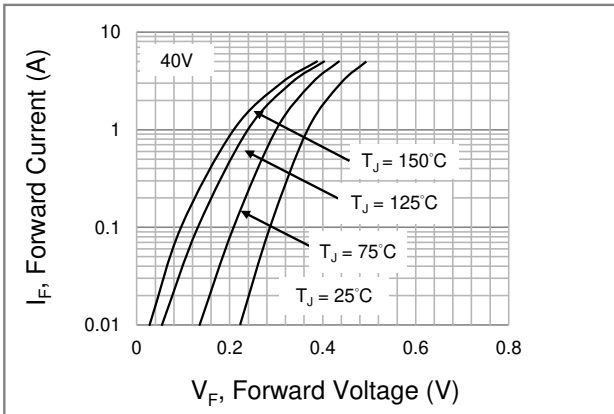


Fig.7 Typical Forward Characteristics

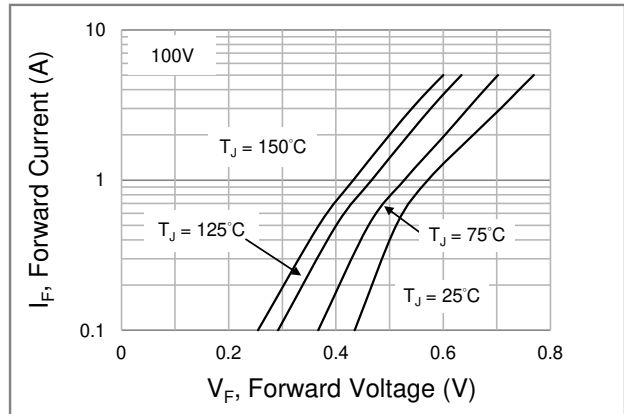


Fig.8 Typical Forward Characteristics

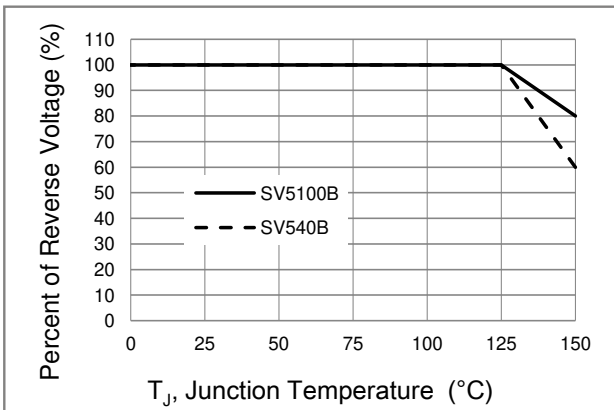
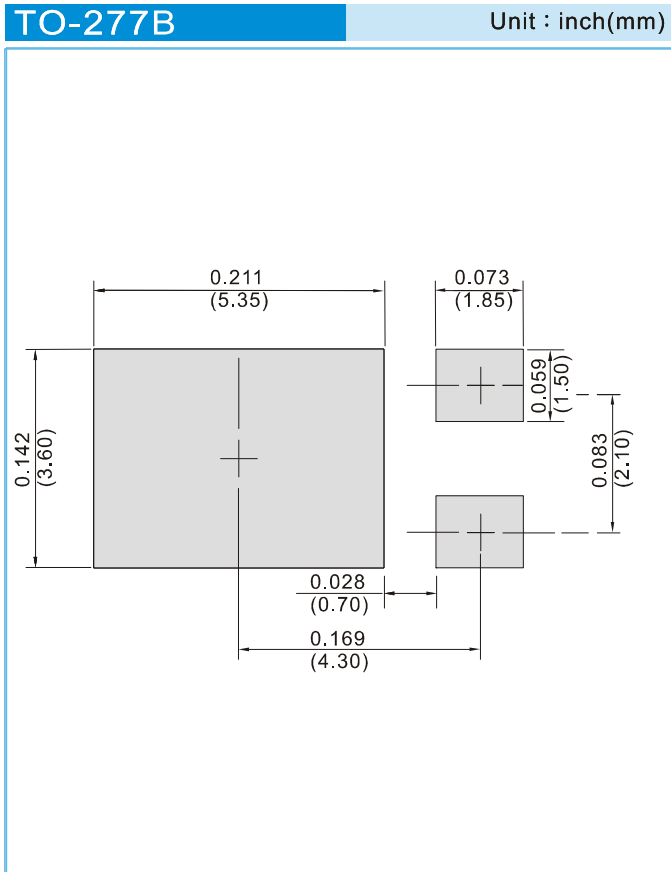


Fig.9 Operating Temperature Derating Curve



SV540B / SV5100B

MOUNTING PAD LAYOUT



ORDER INFORMATION

- Packing information
T/R - 5K per 13" plastic Reel



SV540B / SV5100B

Part No_packing code_Version

SV540B_R2_00001

For example :

RB500V-40_R2_00001



Packing Code XX				Version Code XXXXX		
Packing type	1 st Code	Packing size code	2 nd Code	HF or RoHS	1 st Code	2 nd ~5 th Code
Tape and Ammunition Box (T/B)	A	N/A	0	HF	0	serial number
Tape and Reel (T/R)	R	7"	1	RoHS	1	serial number
Bulk Packing (B/P)	B	13"	2			
Tube Packing (T/P)	T	26mm	X			
Tape and Reel (Right Oriented) (TRR)	S	52mm	Y			
Tape and Reel (Left Oriented) (TRL)	L	PANASERT T/B CATHODE UP (PBCU)	U			
FORMING	F	PANASERT T/B CATHODE DOWN (PBCD)	D			



SV540B / SV5100B

Disclaimer

- Reproducing and modifying information of the document is prohibited without permission from Panjit International Inc..
- Panjit International Inc. reserves the rights to make changes of the content herein the document anytime without notification. Please refer to our website for the latest document.
- Panjit International Inc. disclaims any and all liability arising out of the application or use of any product including damages incidentally and consequentially occurred.
- Panjit International Inc. does not assume any and all implied warranties, including warranties of fitness for particular purpose, non-infringement and merchantability.
- Applications shown on the herein document are examples of standard use and operation. Customers are responsible in comprehending the suitable use in particular applications. Panjit International Inc. makes no representation or warranty that such applications will be suitable for the specified use without further testing or modification.
- The products shown herein are not designed and authorized for equipments requiring high level of reliability or relating to human life and for any applications concerning life-saving or life-sustaining, such as medical instruments, transportation equipment, aerospace machinery et cetera. Customers using or selling these products for use in such applications do so at their own risk and agree to fully indemnify Panjit International Inc. for any damages resulting from such improper use or sale.
- Since Panjit uses lot number as the tracking base, please provide the lot number for tracking when complaining.