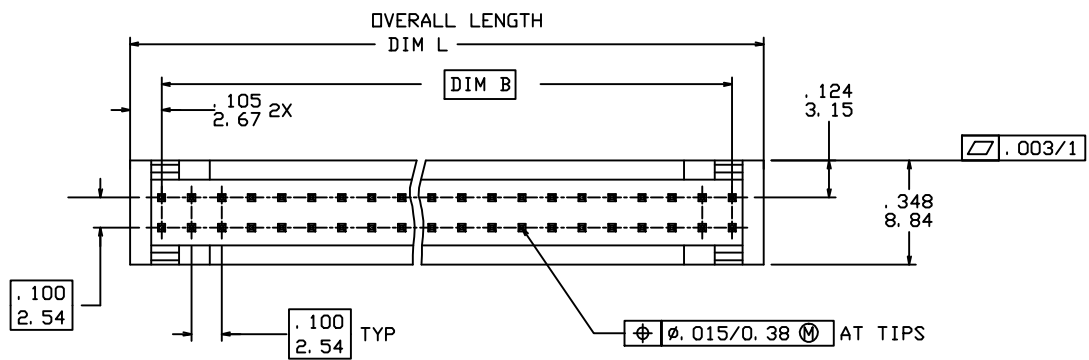
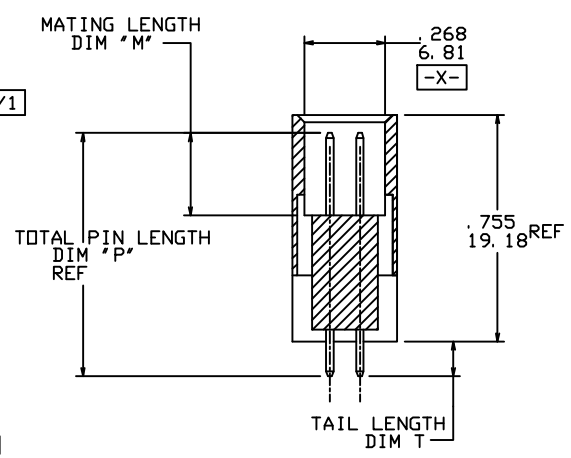
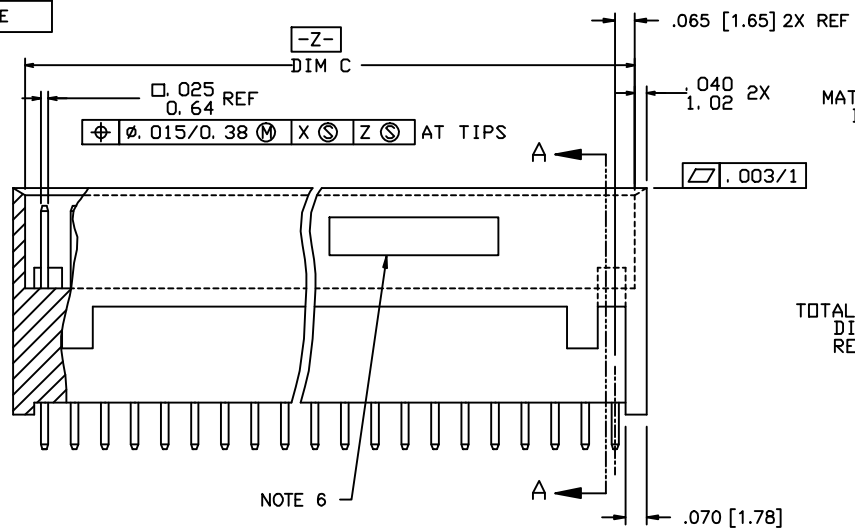


PRODUCT NUMBER
SEE TABLE



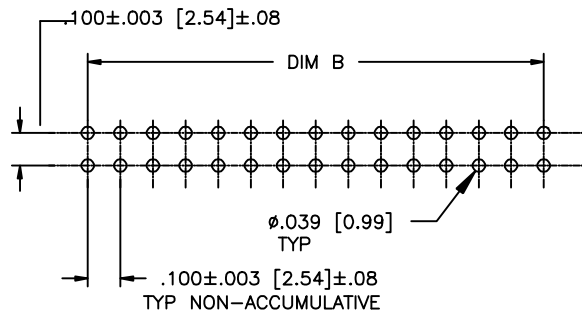
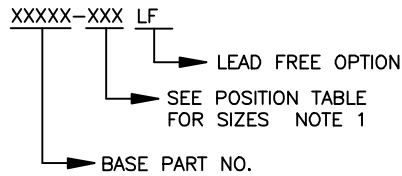
mat'l. code NOTE 3 & 4		surface ISO 406 ISO 1901	tolerance ISO 406 ISO 1901	projection 	product family HEADERS
ltr	ecn no	dr	date	tolerances unless otherwise specified	title
E	V13304	JWB	12/19/91	angles linear	VERTICAL STACKING 2-ROW HEADER
F	V50975	MDF	8/7/95		.755/19.18 W/O MOUNTING HOLES
G	V71450	HTB	10/7/97	0°±2'	scale 2:1
H	M05-0089	ERE	4/20/05	dr	M. FETROW 7/20/95
J	M07-0116	AGS	2/19/07	eng	L. FYE 7/20/95
K	M08-0279	MHT	9/30/08	chr	T. BREWBAKER 7/20/95
				appd	L. FYE 7/20/95
sheet	revision	K	K	K	K
index	sheet	1	2	3	4



Copyright FCI

POSITION TABLE	
PRODUCT NO	SIZE
XXXXX-001	2X5
-002	2X6
-003	2X7
-004	2X8
-005	2X9
-006	2X10
-007	2X11
-008	2X12
-009	2X13
-010	2X14
-011	2X15
-012	2X16
-013	2X17
-014	2X18
-015	2X19
-016	2X20
-017	2X21
-018	2X22
-019	2X23
-020	2X24
-021	2X25
-022	2X26
-023	2X27
-024	2X28
-025	2X29
-026	2X30
-027	2X31
-028	2X32
-029	2X33
-030	2X34
-031	2X35
XXXXX-032	2X36

PART NUMBER INFORMATION



RECOMMENDED PC BOARD LAYOUT
SCALE 2/1

NOTES

- ① SEE POSITION TABLE FOR PRODUCT NO AND SIZE TABULATION. HOUSING DASH NO IS SAME AS HEADER DASH NO.
- ② DIM B =
 (NO OF COLUMNS - 1) TIMES .100 (ENGLISH)
 (NO OF COLUMNS - 1) TIMES 2.54 (METRIC)
- ③ MOLDING MATERIAL: 20% MIN GLASS FILLED NYLON PER UL 94V-0. COLOR: BLACK, OXYGEN INDEX 36.
 OR
 MINERAL FILLED LCP FLAME RETARDENT PER UL-94V-0. COLOR: BLACK.
- ④ TERMINAL MATERIAL: 3/4 HARD PHOS BRONZE ALLOY UNS C51000.
5. PIN RETENTION TO BE 3 LBS./1.4 KGS MINIMUM PER PIN IN EITHER DIRECTION.
- ⑥ COMPANY LOGO TO BE MOLDED IN APPROX LOCATION SHOWN.
- ⑦ ADD "LF" SUFFIX AT THE END OF PART NUMBER FOR LEAD FREE OPTION.
8. THE HOUSING WILL WITHSTAND EXPOSURE TO 260° FOR 15 SECONDS IN A WAVE SOLDER APPLICATION WITH A 1.5mm MINIMUM THICK CIRCUIT BOARD SEE APPLICATION NOTES/PROCEDURES IF THEY ARE AVAILABLE.
- ⑨ THESE PRODUCT MEETS EUROPEAN UNION DIRECTIVES AND OTHER COUNTRY REGULATION AS DESCRIBED IN GS-22-008.
- ⑩ PLATING OPTIONS:
 MAY BE EITHER GOLD OR GXT PLATED AT MANUFACTURER'S OPTION.

mat'l. code	NOTE 3 & 4			surface	ISO 902	tolerance	ISO 406	projection	product family
ltr	ec'n no	dr	date	tolerances unless otherwise specified			ISO 1101	 INCH/MM	HEADERS
K				angles	linear	XXX±.01/XXX±.03	scale 2:1		title
				0'±2'		XXX±.005/XXX±.013		VERTICAL STACKING 2-ROW HEADER	
						XXX±.0020/XXX±0.0051		.755/19.18 W/O MOUNTING HOLES	
				dr	M. FETROW	7/20/95		dwg no	sheet 2 of 4
				engr	L. FYE	7/20/95		68210	A3
				chr	T. BREWBAKER	7/20/95			
				appd	L. FYE	7/20/95		type	Product Customer Drawing
sheet	revision								
index	sheet								

FCJ
 FCconnect.com
 Copyright FCJ

PRODUCT NO NOTE 7	TERMINAL PLATING (NOTE 10)
68210-XXX	15u"/0.38u MIN Au OVER 50u"/1.27u MIN Ni.
68210-033	15u"/0.38u MIN Au OVER 50u"/1.27u MIN Ni.
68210-034	15u"/0.38u MIN Au OVER 50u"/1.27u MIN Ni.
68533-XXX	120u"/3.05u MIN 93/7 SnPb OVER 50u"/1.27u MIN Ni.
68583-XXX	30u"/0.76u MIN GXT OVER 50u"/1.27u MIN Ni.
69205-XXX	15u"/0.38u MIN GXT OVER 50u"/1.27u MIN Ni.
69667-XXX	30u"/0.76u MIN Au OVER 50u"/1.27u MIN Ni.
69963-XXX	DUPLEX { CONTACT: 15u"/0.38u Au OVER 50u"/1.27u Ni. TAIL: 100u"/2.54u MIN Sn OVER 50u"/1.27u Ni.
69967-XXX	DUPLEX { CONTACT: 30u"/0.76u Au OVER 50u"/1.27u Ni. TAIL: 100u"/2.54u MIN Sn OVER 50u"/1.27u Ni.
89445-022	15u"/0.38u MIN Au OVER 50u"/1.27u MIN Ni.
90045-XXX	DUPLEX { CONTACT: 15u"/0.38u Au OVER 50u"/1.27u Ni. TAIL: 100u"/2.54u MIN Sn OVER 50u"/1.27u Ni.



Copyright FCI

mat'l. code NOTE 3 & 4		surface ISO 1902	tolerance ISO 406 ISO 1101	projection 	product family HEADERS
ltr	ecn no	dr	date	title VERTICAL STACKING 2-ROW HEADER	
K				.755/19.18 W/O MOUNTING HOLES	
				INCH/MM	
				scale 2:1	
dr	M. FETROW	7/20/95			dwg no 68210
engr	L. FYE	7/20/95			sheet 3 of 4
chr	T. BREWBAKER	7/20/95			size A3
appd	L. FYE	7/20/95			type Product Customer Drawing
sheet index	revision sheet				

form A3

PRODUCT NO NOTE 7	SIZE	DIM "B"	DIM "C"	DIM "L"	TAIL LENGTH DIM "T"	MATING LENGTH DIM "M"	TOTAL PIN LENGTH DIM "P"
68210-XXX	NOTE 1	NOTE 2	DIM "B" +.130/3.30	DIM "B" +.210/5.33	.103/2.62 MIN .130/3.30 MAX	.275±.010 6.98±0.25	.810/20.57
68210-033	2 x 15	1.400/35.56	1.53/38.9	1.61/40.9	.148±.008 3.76±0.20	.275±.010 6.98±0.25	.840/21.34
68210-034	2 x 25	2.400/60.96	2.53/64.3	2.61/66.3	.148±.008 3.76±0.20	.275±.010 6.98±0.25	.840/21.34
68533-XXX	NOTE 1	NOTE 2	DIM "B" +.130/3.30	DIM "B" +.210/5.33	.103/2.62 MIN .130/3.30 MAX	.275±.010 6.98±0.25	.810/20.57
68583-XXX						.275±.010 6.98±0.25	.810/20.57
69205-XXX						.275±.010 6.98±0.25	.810/20.57
69667-XXX						.275±.010 6.98±0.25	.810/20.57
69963-XXX						.275±.010 6.98±0.25	.810/20.57
69967-XXX	NOTE 1	NOTE 2	DIM "B" +.130/3.30	DIM "B" +.210/5.33		.275±.010 6.98±0.25	.810/20.57
89445-022	2 x 26	2.500/63.50	2.63/66.8	2.71/68.8		.400±.010 10.16±0.25	.935/23.75
90045-XXX	NOTE 1	NOTE 2	DIM "B" +.130/3.30	DIM "B" +.210/5.33		.275±.010 6.98±0.25	.810/20.57
69967-XXX	NOTE 1	NOTE 2	DIM "B" +.130/3.30	DIM "B" +.210/5.33		.275±.010 6.98±0.25	.810/20.57
89445-022	2 x 26	2.500/63.50	2.63/66.8	2.71/68.8	.103/2.62 MIN .130/3.30 MAX	.400±.010 10.16±0.25	.935/23.75
90045-XXX	NOTE 1	NOTE 2	DIM "B" +.130/3.30	DIM "B" +.210/5.33	.103/2.62 MIN .130/3.30 MAX	.275±.010 6.98±0.25	.810/20.57



FCIconnect.com

Copyright FCI

mat'l. code NOTE 3 & 4		surface ISO 1902	tolerance ISO 406 ISO 7001	projection 	product family HEADERS
ltr	ecn no	dr	date	title VERTICAL STACKING 2-ROW HEADER	
K				tolerances unless otherwise specified	.755/19.18 W/O MOUNTING HOLES
				angles linear XX±.01/XX±0.3 XXX±.005/XXX±0.13 O'±2' XXXX±.0020/XXXX±0.051	INCH/MM scale 2:1
		dr	M. FETROW 7/20/95	dwg no 68210	
		engr	L. FYE 7/20/95	sheet 4 of 4 size A3	
		chr	T. BREWBAKER 7/20/95	type Product Customer Drawing	
		appd	L. FYE 7/20/95		
sheet	revision				
index	sheet				

form A3