

**Data sheet | Item number: 832-1202**

1-conductor male connector; lever; Push-in CAGE CLAMP®; 16 mm<sup>2</sup>; Pin spacing 10.16 mm; 2-pole; 100% protected against mismatching; Silver-plated contacts; 16,00 mm<sup>2</sup>; light gray

[www.wago.com/832-1202](http://www.wago.com/832-1202)



Color:



Subject to changes. Please also observe the further product documentation!

WAGO GmbH & Co. KG  
Hansastr. 27  
32423 Minden  
Phone: +49571 887-0 | Fax: +49571 887-169  
Email: [info.de@wago.com](mailto:info.de@wago.com) | Web: [www.wago.com](http://www.wago.com)

Do you have any questions about our products?  
We are always happy to take your call at +49 (571) 887-44222.





Subject to changes. Please also observe the further product documentation!

---

WAGO GmbH & Co. KG  
Hansastr. 27  
32423 Minden  
Phone: +49571 887-0 | Fax: +49571 887-169  
Email: [info.de@wago.com](mailto:info.de@wago.com) | Web: [www.wago.com](http://www.wago.com)

Do you have any questions about our products?  
We are always happy to take your call at +49 (571) 887-44222.



Subject to changes. Please also observe the further product documentation!

---

WAGO GmbH & Co. KG  
Hansastr. 27  
32423 Minden  
Phone: +49571 887-0 | Fax: +49571 887-169  
Email: [info.de@wago.com](mailto:info.de@wago.com) | Web: [www.wago.com](http://www.wago.com)

Do you have any questions about our products?  
We are always happy to take your call at +49 (571) 887-44222.



### Item description

- Intuitive and tool-free lever actuation
- Universal connection for all conductor types
- Push-in termination of solid or ferruled conductors
- Test slot 0° and 90° to conductor entry
- 100% protected against mismatching
- Coding option available

Subject to changes. Please also observe the further product documentation!

WAGO GmbH & Co. KG  
Hansastr. 27  
32423 Minden  
Phone: +49571 887-0 | Fax: +49571 887-169  
Email: [info.de@wago.com](mailto:info.de@wago.com) | Web: [www.wago.com](http://www.wago.com)

Do you have any questions about our products?  
We are always happy to take your call at +49 (571) 887-44222.



## Data Notes

### Safety information

The *MCS – MULTI CONNECTION SYSTEM* includes connectors without breaking capacity in accordance with DIN EN 61984. When used as intended, these connectors must not be connected /disconnected when live or under load. When used as intended, these connectors must not be connected/disconnected when live or under load. The circuit design should ensure header pins, which can be touched, are not live when unmated.

### Variants:

Other pole numbers  
Other versions (or variants) can be requested from WAGO Sales or configured at <https://configurator.wago.com/>.

## Electrical data

### Ratings per IEC/EN

| Ratings per                   | IEC/EN 60664-1  |
|-------------------------------|---|
| Nominal voltage (III/3)       | 1000 V  |
| Rated impulse voltage (III/3) | 8 kV  |
| Rated voltage (III/2)         | 1000 V  |
| Rated impulse voltage (III/2) | 8 kV  |
| Nominal voltage (II/2)        | 1000 V  |
| Rated surge voltage (II/2)    | 8 kV  |
| Rated current                 | 76 A  |
| Legend (ratings)              | (III / 2) $\hat{=}$ Overvoltage category III / Pollution degree 2 |

### Ratings per UL

| Approvals per                  | UL 1059 |
|--------------------------------|---------|
| Rated voltage UL (Use Group B) | 600 V   |
| Rated current UL (Use Group B) | 66 A    |
| Rated voltage UL (Use Group C) | 600 V   |
| Rated current UL (Use Group C) | 66 A    |

### Ratings per UL 1977

|                         |       |
|-------------------------|-------|
| Rated voltage (UL 1977) | 600 V |
| Rated current UL 1977   | 85 A  |

Subject to changes. Please also observe the further product documentation!

WAGO GmbH & Co. KG  
Hansastr. 27  
32423 Minden  
Phone: +49571 887-0 | Fax: +49571 887-169  
Email: [info.de@wago.com](mailto:info.de@wago.com) | Web: [www.wago.com](http://www.wago.com)

Do you have any questions about our products?  
We are always happy to take your call at +49 (571) 887-44222.



## Ratings per CSA

| Approvals per                   | CSA   |
|---------------------------------|-------|
| Rated voltage CSA (Use Group B) | 600 V |
| Rated current CSA (Use Group B) | 66 A  |
| Rated voltage CSA (Use Group C) | 600 V |
| Rated current CSA (Use Group C) | 66 A  |

## Connection data

|                            |   |
|----------------------------|---|
| Connection points          | 2 |
| Total number of potentials | 2 |
| Number of connection types | 1 |
| Number of levels           | 1 |

## Connection 1

|   |  |
|---|--|
| Connection technology                             | Push-in CAGE CLAMP®                        |
| Actuation type                                    | Lever                                      |
| Solid conductor                                   | 0.75 ... 16 mm <sup>2</sup> / 18 ... 4 AWG |
| Fine-stranded conductor                           | 0.75 ... 25 mm <sup>2</sup> / 18 ... 4 AWG |
| Fine-stranded conductor; with insulated ferrule   | 0.75 ... 16 mm <sup>2</sup>                |
| Fine-stranded conductor; with uninsulated ferrule | 0.75 ... 16 mm <sup>2</sup>                |
| Strip length                                      | 18 ... 20 mm / 0.71 ... 0.79 inches        |
| Pole number                                       | 2  |
| Conductor entry direction to mating direction     | 0°   |

## Physical data

|             |                         |
|-------------|-------------------------|
| Pin spacing | 10.16 mm / 0.4 inches   |
| Width       | 21.62 mm / 0.851 inches |
| Height      | 29.1 mm / 1.146 inches  |
| Depth       | 50.6 mm / 1.992 inches  |

## Mechanical Data

|                          |     |
|--------------------------|-----|
| Variable coding          | Yes |
| Anti-rotation protection | Yes |

Subject to changes. Please also observe the further product documentation!



## Plug-in connection

|                                      |                     |
|--------------------------------------|---------------------|
| Contact type (pluggable connector)   | Male connector/plug |
| Connector (connection type)          | for conductor       |
| Mismatching protection               | Yes                 |
| Plugging without loss of pin spacing | No                  |
| Locking of plug-in connection        | none                |

## Material Data

Note (material data)

Information on material specifications can be found here

|                               |  |
|-------------------------------|--|
| Color                         | light gray                             |
| Material group                | I                                      |
| Insulation material           | Polybutylene terephthalate (PBT)       |
| Flammability class per UL94   | V0                                     |
| Clamping spring material      | Chrome-nickel spring steel (CrNi)      |
| Contact material              | Electrolytic copper (E <sub>Cu</sub> ) |
| Contact plating               | Silver                                 |
| Fire load                     | 0.461 MJ                               |
| Actuator color                | orange                                 |
| Weight of insulation material | 11.43 g                                |
| Weight                        | 25.4 g                                 |

## Environmental requirements

|                         |                 |
|-------------------------|-----------------|
| Limit temperature range | -60 ... +120 °C |
| Processing temperature  | -35 ... +60 °C  |

## Commercial data

|                   |             |
|-------------------|-------------|
| eCl@ss 10.0       | 27-14-11-06 |
| eCl@ss 9.0        | 27-14-11-06 |
| ETIM 8.0          | EC001284    |
| ETIM 7.0          | EC001284    |
| PU (SPU)          | 60 pcs      |
| Packaging type    | box         |
| Country of origin | DE          |

Subject to changes. Please also observe the further product documentation!

WAGO GmbH & Co. KG  
 Hansastr. 27  
 32423 Minden  
 Phone: +49571 887-0 | Fax: +49571 887-169  
 Email: [info.de@wago.com](mailto:info.de@wago.com) | Web: [www.wago.com](http://www.wago.com)

Do you have any questions about our products?  
 We are always happy to take your call at +49 (571) 887-44222.



|                       |               |
|-----------------------|---------------|
| GTIN                  | 4055143921329 |
| Customs tariff number | 85366930000   |

## Environmental Product Compliance

|                        |                         |
|------------------------|-------------------------|
| RoHS Compliance Status | Compliant, No Exemption |
|------------------------|-------------------------|

## Approvals / Certificates

### General approvals

| Logo | Approval                                     | Additional Approval Text | Certificate name |
|------|--|--------------------------|------------------|
|      | <b>CB</b><br>DEKRA Certification B.V.        | IEC 61984                | NL-53084         |
|      | <b>CSA</b><br>CSA Group                      | C22.2                    | 70180346         |
|      | <b>KEMA/KEUR</b><br>DEKRA Certification B.V. | EN 61984                 | 71-<br>104731    |
|      | <b>UL</b><br>Underwriters Laboratories Inc.  | C22.2 No. 158            | E45172           |

## Counterpart

|  |  |
|--|--|
| <b>Item no.832-1102</b><br>1-conductor female connector; lever; Push-in CAGE CLAMP®; 16 mm²; Pin spacing 10.16 mm; 2-pole; 100% protected against mismatching; Silver-plated contacts; 16,00 mm²; light gray   | <a href="http://www.wago.com/832-1102">www.wago.com/832-1102</a>                                 |
| <b>Item no.832-1102/037-000</b><br>1-conductor female connector; lever; Push-in CAGE CLAMP®; 16 mm²; Pin spacing 10.16 mm; 2-pole; 100% protected against mismatching; Lateral locking levers; Silver-plated contacts; 16,00 mm²; light gray                       | <a href="http://www.wago.com/832-1102/037-000">www.wago.com/832-1102/037-000</a>                 |
| <b>Item no.832-1102/322-000</b><br>1-conductor female connector; lever; Push-in CAGE CLAMP®; 16 mm²; Pin spacing 10.16 mm; 2-pole; 100% protected against mismatching; Centered locking levers; Silver-plated contacts; 16,00 mm²; light gray                      | <a href="http://www.wago.com/832-1102/322-000">www.wago.com/832-1102/322-000</a>                 |
| <b>Item no.832-1102/332-000</b><br>1-conductor female connector; lever; Push-in CAGE CLAMP®; 16 mm²; Pin spacing 10.16 mm; 2-pole; 100% protected against mismatching; Strain relief plate; Silver-plated contacts; 16,00 mm²; light gray                          | <a href="http://www.wago.com/832-1102/332-000">www.wago.com/832-1102/332-000</a>                 |
| <b>Item no.832-1102/342-000</b><br>1-conductor female connector; lever; Push-in CAGE CLAMP®; 16 mm²; Pin spacing 10.16 mm; 2-pole; 100% protected against mismatching; Centered locking levers; Strain relief plate; Silver-plated contacts; 16,00 mm²; light gray | <a href="http://www.wago.com/832-1102/342-000">www.wago.com/832-1102/342-000</a>                 |
| <b>Item no.832-1102/312-000</b><br>1-conductor female connector; lever; Push-in CAGE CLAMP®; 16 mm²; Pin spacing 10.16 mm; 2-pole; 100% protected against mismatching; Lateral locking levers; Strain relief plate; Silver-plated contacts; 16,00 mm²; light gray  | <a href="http://www.wago.com/832-1102/312-000">www.wago.com/832-1102/312-000</a>                 |
| <b>Item no.832-1102/037-000/306-000</b>  | <a href="http://www.wago.com/832-1102/037-000/306-000">www.wago.com/832-1102/037-000/306-000</a> |

Subject to changes. Please also observe the further product documentation!

WAGO GmbH & Co. KG  
Hansastr. 27  
32423 Minden  
Phone: +49571 887-0 | Fax: +49571 887-169  
Email: [info.de@wago.com](mailto:info.de@wago.com) | Web: [www.wago.com](http://www.wago.com)

Do you have any questions about our products?  
We are always happy to take your call at +49 (571) 887-44222.





1-conductor female connector; lever; Push-in CAGE CLAMP®; 16 mm²; Pin spacing 10.16 mm; 2-pole; 100% protected against mismating; Lateral locking levers; DIN-35 rail/panel mounting; Silver-plated contacts; 16,00 mm²; light gray 1102/037-000/306-000

**Item no.832-1102/306-000**

1-conductor female connector; lever; Push-in CAGE CLAMP®; 16 mm²; Pin spacing 10.16 mm; 2-pole; 100% protected against mismating; DIN-35 rail/panel mounting; Silver-plated contacts; 16,00 mm²; light gray

[www.wago.com/832-1102/306-000](http://www.wago.com/832-1102/306-000)

**Item no.832-1102/000-9037**

1-conductor female connector; lever; Push-in CAGE CLAMP®; 16 mm²; Pin spacing 10.16 mm; 2-pole; 100% protected against mismating; Silver-plated contacts; direct marking; 16,00 mm²; light gray

[www.wago.com/832-1102/000-9037](http://www.wago.com/832-1102/000-9037)

**Optional accessories****Ferrule**

## Ferrule

**Item no.: 216-286**

Ferrule; Sleeve for 2.5 mm² / AWG 14; insulated; electro-tin plated; electrolytic copper; gastight crimped; acc. to DIN 46228, Part 4/09.90; blue

[www.wago.com/216-286](http://www.wago.com/216-286)

**Item no.: 216-287**

Ferrule; Sleeve for 4 mm² / AWG 12; insulated; electro-tin plated; electrolytic copper; gastight crimped; acc. to DIN 46228, Part 4/09.90; gray

[www.wago.com/216-287](http://www.wago.com/216-287)

**Item no.: 216-288**

Ferrule; Sleeve for 6 mm² / AWG 10; insulated; electro-tin plated; electrolytic copper; gastight crimped; acc. to DIN 46228, Part 4/09.90; yellow

[www.wago.com/216-288](http://www.wago.com/216-288)

**Item no.: 216-289**

Ferrule; Sleeve for 10 mm² / AWG 8; insulated; electro-tin plated; electrolytic copper; gastight crimped; acc. to DIN 46228, Part 4/09.90; red

[www.wago.com/216-289](http://www.wago.com/216-289)

**Mounting**

## Mounting accessories

**Item no.: 832-300**

Locking device; for feed-through mounting; 2 parts; light gray

[www.wago.com/832-300](http://www.wago.com/832-300)

**Downloads****Documentation**

## Additional Information

2019 年4月3日

pdf  
2.0 MB

Download

**CAD/CAE-Data**

## CAD data

2D/3D Models 832-1202

URL

Download

**PCB Design**

Subject to changes. Please also observe the further product documentation!

WAGO GmbH & Co. KG

Hansastr. 27

32423 Minden

Phone: +49571 887-0 | Fax: +49571 887-169

Email: [info.de@wago.com](mailto:info.de@wago.com) | Web: [www.wago.com](http://www.wago.com)

Do you have any questions about our products?

We are always happy to take your call at +49 (571) 887-44222.



Symbol and Footprint 832-1202

[URL](#)

[Download](#)

CAX data for your PCB design, consisting of "schematic symbols and PCB footprints", allow easy integration of the WAGO component into your development environment.

**Supported formats:**

- Accel EDA 14 & 15
- Altium 6 to current version
- Cadence Allegro
- DesignSpark
- Eagle Libraries
- KiCad
- Mentor Graphics BoardStation
- Mentor Graphics Design Architect
- Mentor Graphics Design Expedition 99 and 2000
- OrCAD 9.X PCB and Capture
- PADS PowerPCB 3, 3.5, 4.X, and 5.X
- PADS PowerPCB and PowerLogic 3.0
- PCAD 2000, 2001, 2002, 2004, and 2006
- Pulsonix 8.5 or newer
- STL
- 3D STEP
- TARGET 3001!
- View Logic ViewDraw
- Quadcept
- Zuken CadStar 3 and 4
- Zuken CR-5000 and CR-8000

PCB Component Libraries (EDA), PCB CAD Library Ultra Librarian

---

**CAE data**

ZUKEN Portal 832-1202

[URL](#)

[Download](#)

---

**Environmental Product Compliance**

**Compliance Search**

Environmental Product Compliance 832-1202

[URL](#)

[Download](#)

Subject to changes. Please also observe the further product documentation!

---

1-conductor male connector; lever; Push-in CAGE CLAMP®; 16 mm<sup>2</sup>; Pin spacing 10.16 mm; 2-pole; 100% protected against mismatching; Silver-plated contacts; 16,00 mm<sup>2</sup>; light gray

---


## Installation Notes

### Conductor termination



Fine-stranded wires, connected

### Conductor termination



Insert fine-stranded conductors – and remove all conductors – via operating tool.

## Product family

*MCS* MAXI 16

[Show all products from the family](#)

Subject to changes. Please also observe the further product documentation!

---