

Features

- Low Insertion Loss
- Low Ripple
- Excellent Rejection and Isolation

Description


Surface mount, silver (Ag) coated ceramic duplexer. Developed for use in 900 MHz Infrastructure Applications.

Weight: 12.0 grams typical

Material: Filter is composed of a ceramic block plated with Ag and a shield made of Sn plated steel.

Filter complies with RoHS standards.

Electrical Specifications



Parameter	Frequency MHz	Typical @ 25°C	Specification @ 25°C	Spec over -40°C to +85°C
Low Band Response (S21)				
Passband Iloss	885 - 909	-1.50	-2.40	-2.50
Passband Ripple	885 - 909	0.70	1.40	1.50
Passband Return Loss @ Port 2	885 - 909	-15.00	-12.00	-12.00
Passband Return Loss @ Ant	885 - 909	-15.00	-12.00	-12.00
Attenuation	860 - 870	-15.00	-10.00	-10.00
	930 - 954	-50.00	-45.00	-45.00
High Band Response (S13)				
Passband Iloss	930 - 954	-1.50	-2.40	-2.50
Passband Ripple	930 - 954	0.70	1.40	1.50
Passband Return Loss @ Port 3	930 - 954	-15.00	-12.00	-12.00
Passband Return Loss @ Ant	930 - 954	-15.00	-12.00	-12.00
Attenuation	885 - 909	-50.00	-45.00	-45.00
	970 - 980	-13.00	-10.00	-10.00
Isolation (S23)				
Rejection @ Low Band	885 - 909	-53.00	-50.00	-50.00
Rejection @ midpoint	909 - 930	40.00	40.00	40.00
Rejection @ High Band	930 - 954	-53.00	-50.00	-50.00
Power into any port		5 Watt max		

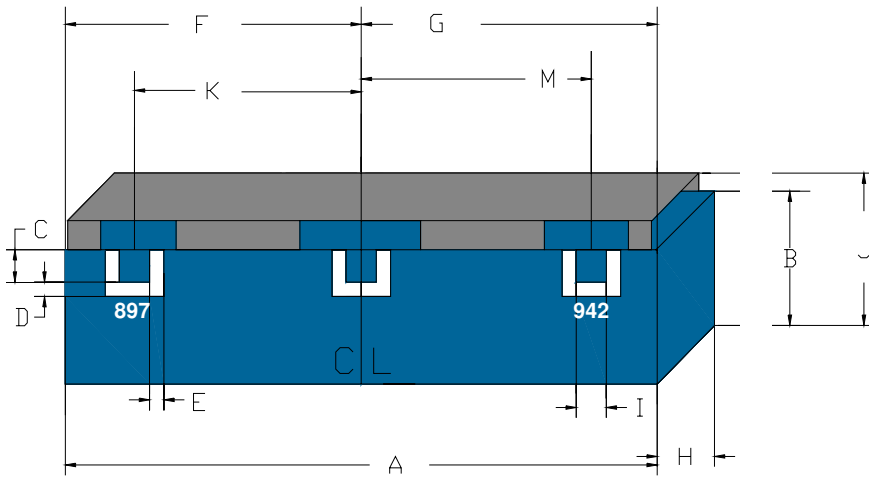
Note: Supplier shall test each filter to the critical electrical specifications of the above table. Any subsequent audits may deviate from in value due to measurement repeatability among different test systems. Such deviations shall not exceed the following limits:

Specification Allowance	
Insertion Loss	0.1 dB
Return Loss	1.0 dB
Stopbands	1.0 dB

*This product is covered by one or more of the following U.S. and foreign patents including: US 4,692,726;US 4,742,562; US 4,800,348;US 4,829,274;US 5,146,193;EP 0573597;DE 0573597;FR 0573597;JP 508149/92;KR 142171;US 5,162,760;US 5,218,329;US 5,250,916;US 5,327,109;US 5,488,335;CA 2114029;FR 9306297;GB 2273393;JP 3205337;KR 115113;CN 93106228.4;US 5,512,866;EP 0706719;DE 0706719;FR 0706719;GB 0706719;CN 95190359.4;US 5,602,518;US 5,721,520;US 5,745,018;EP 0910875;DE 0910875;DK 0910875;FR 0910875;GB 0910875;IE 0910875;JP 505182/98;KR 10-323013;US 5,994,978;US 6,462,629;CN 00810420.4;US 6,559,735;US 6,650,202;US 6,834,429. Other US and foreign patents pending.

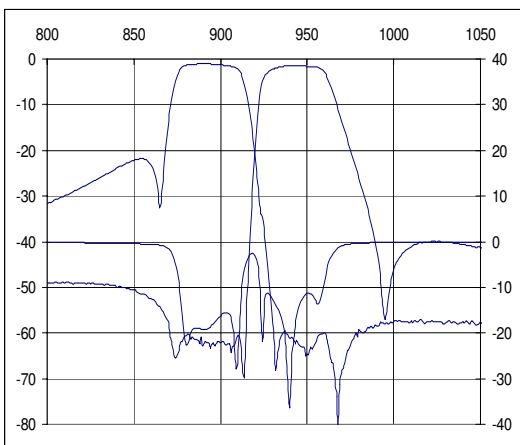
Mechanical Drawing

Rev 1 – Origin Date: October 6, 2006 – Revision Date: August 21, 2007

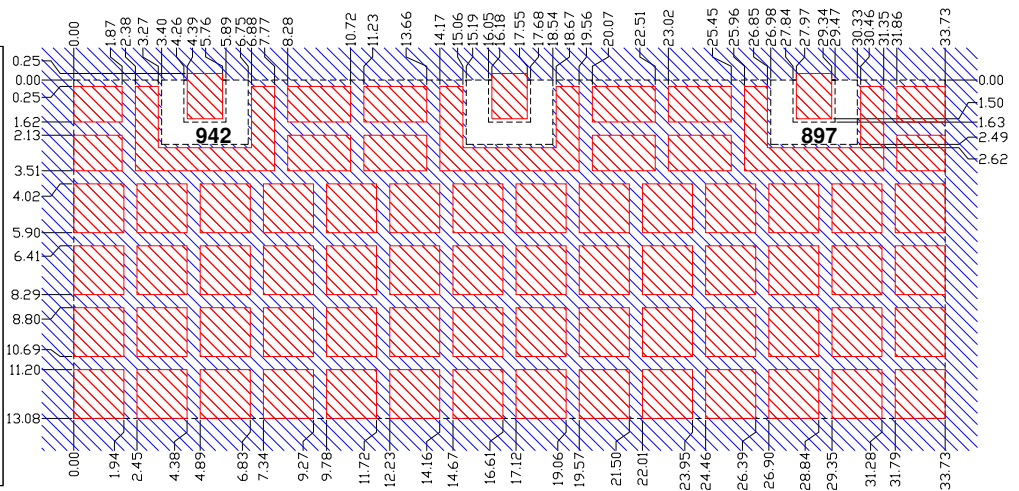


Dimension	Nominal (mm)	Tolerance (mm) +/-
A	33.73	0.27
B	13.08	max
C	1.63	0.13
D	0.86	0.13
E	0.86	0.13
F	16.87	0.13
G	16.87	0.13
H	6.56	max
I	1.63	0.13
J	14.00	max
K	11.79	0.13
M	11.79	0.13

Electrical Response

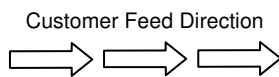


PCB Layout



Packaging and Marking

DIMENSION	UNITS	SPECIFICATION
REEL DIAMETER	mm	330
REEL WEIGHT	kg	3.8
REEL QUANTITY	ea.	250



Product Marking

