

# RPM21FD

Harmony, Power plug-in relay, 15 A, 2 CO, with lockable test button, 110 V DC



## Main

|  |                                  |
|--|----------------------------------|
| Range of Product                             | Harmony Electromechanical Relays |
| Series name                                  | Power                            |
| Product or Component Type                    | Plug-in relay                    |
| Device short name                            | RPM                              |
| Contacts type and composition                | 2 C/O                            |
| [Uc] control circuit voltage                 | 110 V DC                         |
| [Ithe] conventional enclosed thermal current | 15 A -40...131 °F (-40...55 °C)  |
| Status LED                                   | Without                          |
| Control Type                                 | Lockable test button             |
| Utilisation coefficient                      | 20 %                             |

## Complementary

|  |   |
|--|---|
| Shape of pin                           | Flat  |
| [Ui] rated insulation voltage          | 250 V IEC<br>300 V CSA<br>300 V UL  |
| [Uimp] rated impulse withstand voltage | 4 kV 1.2/50 µs  |
| Contacts material                      | AgNi  |
| [Ie] rated operational current         | 15 A 277 V AC) UL<br>15 A 28 V DC) UL<br>15 A 250 V AC) NO IEC<br>15 A 28 V DC) NO IEC<br>7.5 A 250 V AC) NC IEC<br>7.5 A 28 V DC) NC IEC |
| Maximum switching voltage              | 250 V IEC   |
| Resistive load current                 | 15 A 250 V AC<br>15 A 28 V DC   |
| Maximum switching capacity             | 3750 VA<br>420 W  |
| Minimum switching capacity             | 170 mW 10 mA, 17 V  |
| Operating rate                         | <= 1200 cycles/hour under load<br><= 18000 cycles/hour no-load  |
| Mechanical durability                  | 10000000 cycles   |
| Electrical durability                  | 100000 cycles resistive   |
| Average coil consumption               | 0.85 W  |
| Drop-out voltage threshold             | >= 0.1 Uc DC  |
| Operate time                           | 20 ms at nominal voltage  |
| Release time                           | 20 ms at nominal voltage  |
| Average coil resistance                | 13440 Ohm at 68 °F (20 °C) +/- 10 %   |
| Rated operational voltage limits       | 88...121 V DC   |
| Protection category                    | RT I  |
| Test levels                            | Level A   |
| Operating position                     | Any position  |
| Pollution degree                       | 3   |
| Safety reliability data                | B10d = 100000   |
| Net Weight                             | 0.08 lb(US) (0.036 kg)  |
| Device presentation                    | Complete product  |

## Environment

|                                       |   |
|---------------------------------------|---|
| Dielectric strength                   | 1500 V AC between contacts with micro disconnection<br>2000 V AC between coil and contact with reinforced<br>2000 V AC between poles with basic |
| Standards                             | UL 508<br>EN/IEC 61810-1<br>CSA C22.2 No 14   |
| Product Certifications                | CSA<br>UL<br>EAC  |
| Ambient Air Temperature for Storage   | -40...185 °F (-40...85 °C)  |
| Ambient air temperature for operation | -40...131 °F (-40...55 °C)  |
| Vibration resistance                  | 3 gn +/- 1 mm 10...150 Hz)5 cycles in operation<br>5 gn +/- 1 mm 10...150 Hz)5 cycles not operating   |
| Degree of protection (Housing only)   | IP40 conforming to EN/IEC 60529   |
| Shock resistance                      | 15 gn in operation<br>30 gn not operating   |



## Ordering and shipping details

|                       |                               |
|-----------------------|-------------------------------|
| Category              | 21127 - ZELIO ICE CUBE RELAYS |
| Discount Schedule     | CP2                           |
| GTIN                  | 3389119401852                 |
| Nbr. of units in pkg. | 1                             |
| Package weight(Lbs)   | 1.31 oz (37 g)                |
| Returnability         | No                            |
| Country of origin     | CN                            |

## Packing Units

|                              |                       |
|------------------------------|-----------------------|
| Unit Type of Package 1       | PCE                   |
| Package 1 Height             | 1.85 in (4.7 cm)      |
| Package 1 width              | 0.83 in (2.1 cm)      |
| Package 1 Length             | 1.10 in (2.8 cm)      |
| Unit Type of Package 2       | BB1                   |
| Number of Units in Package 2 | 10                    |
| Package 2 Weight             | 14.07 oz (399 g)      |
| Package 2 Height             | 1.22 in (3.1 cm)      |
| Package 2 width              | 4.13 in (10.5 cm)     |
| Package 2 Length             | 4.92 in (12.5 cm)     |
| Unit Type of Package 3       | S01                   |
| Number of Units in Package 3 | 120                   |
| Package 3 Weight             | 11.24 lb(US) (5.1 kg) |
| Package 3 Height             | 5.91 in (15 cm)       |
| Package 3 width              | 5.91 in (15 cm)       |
| Package 3 Length             | 15.75 in (40 cm)      |

## Offer Sustainability

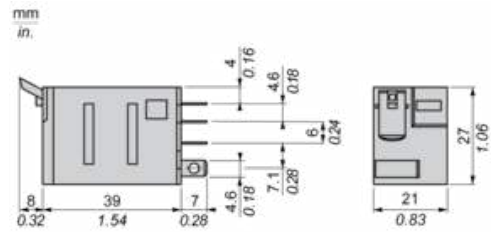
|                           |  |
|---------------------------|--|
| California proposition 65 | WARNING: This product can expose you to chemicals including: Nickel compounds, which is known to the State of California to cause cancer, and Di-isodecyl phthalate (DIDP), which is known to the State of California to cause birth defects or other reproductive harm. For more information go to <a href="http://www.P65Warnings.ca.gov">www.P65Warnings.ca.gov</a> |
| REACH Regulation          |  <a href="#">REACH Declaration</a>  |
| REACH free of SVHC        | Yes  |
| EU RoHS Directive         | Pro-active compliance (Product out of EU RoHS legal scope)  <a href="#">EU RoHS Declaration</a>   |
| Toxic heavy metal free    | Yes  |
| Mercury free              | Yes  |

|                            |  |
|----------------------------|--|
| RoHS exemption information |  Yes   |
| China RoHS Regulation      |  <a href="#">China RoHS Declaration</a>     |
| WEEE                       | The product must be disposed on European Union markets following specific waste collection and never end up in rubbish bins. |

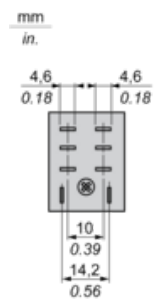
### Contractual warranty

|          |           |
|----------|-----------|
| Warranty | 18 months |
|----------|-----------|

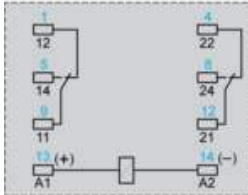
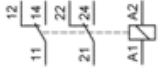
Dimensions



Pin Side View



## Wiring Diagram

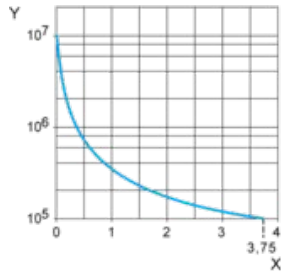


Symbols shown in blue correspond to Nema marking.

Electrical Durability of Contacts

Durability (inductive load) = durability (resistive load) x reduction coefficient.

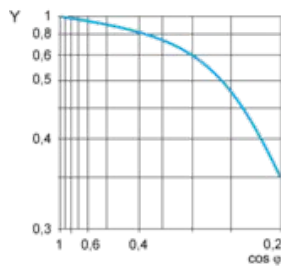
Resistive AC load



X Switching capacity (kVA)

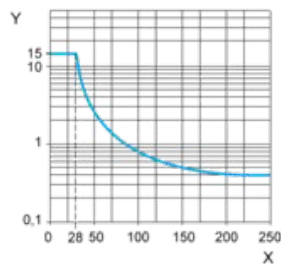
Y Durability (Number of operating cycles)

Reduction coefficient for inductive AC load (depending on power factor  $\cos \phi$ )



Y Reduction coefficient (A)

Maximum switching capacity on resistive DC load



X Voltage DC

Y Current DC

Note : These are typical curves, actual durability depends on load, environment, duty cycle, etc.