



SIAMEZE

TE Internal #: 1601046-2

Magnet Wire Terminals, Wire-to-Wire, Lead Wire Size 22 – 18 AWG,
Lead Wire Size .3 – .8 mm², .16 – 1.02 mm Magnet Wire, SIAMEZE

[View on TE.com >](#)

Terminals & Splices > Magnet Wire Terminals



Magnet Wire Terminal Type: **Wire-to-Wire**

Compatible Insulation Diameter (Max): **2.9 mm [.115 in]**

Compatible Insulation Diameter Range: **2.9 mm [.115 in]**

Lead Wire Size: **.3 – .8 mm²**

Features

Product Type Features

Compatible With Discrete Wire Type	Magnet Wire & Lead Wire
------------------------------------	-------------------------

Contact Features

Magnet Wire Terminal Type	Wire-to-Wire
Terminal Plating Material	Tin
Contact Underplating Material	Nickel
Terminal Orientation	Straight

Termination Features

Termination Method to Wire & Cable	Insulation Displacement (IDC)
------------------------------------	-------------------------------

Mechanical Attachment

Mating Retention Type	Barbs
-----------------------	-------

Dimensions

Terminal Height	3.17 mm[.125 in]
Compatible Insulation Diameter (Max)	2.9 mm[.115 in]
Compatible Insulation Diameter Range	2.9 mm[.115 in]
Lead Wire Size	.3 – .8 mm ²



Magnet Wire Size	.16 – 1.02 mm
Stock Thickness (Magnet Wire Side)	.51 mm[.02 in]
Product Length	7.62 mm[.3 in]

Usage Conditions

Insulation Option	Uninsulated
Operating Temperature Range	-40 – 175 °C[-40 – 347 °F]

Operation/Application

Compatible With Wire Base Material	Copper
------------------------------------	--------

Packaging Features

Packaging Quantity	50000
Packaging Method	Reel

Other

Terminals & Splices Comment	Lead wire may be stranded, solid or bonded with 105° C PVC insulation. Contact TE when using lead wires with other types of insulation., Magnet wire 30 AWG or smaller also requires a wrap post per P/N 1601447, Recommended Pocket P/N 1601433, Recommended Pocket P/N 1601440
-----------------------------	--

Product Compliance

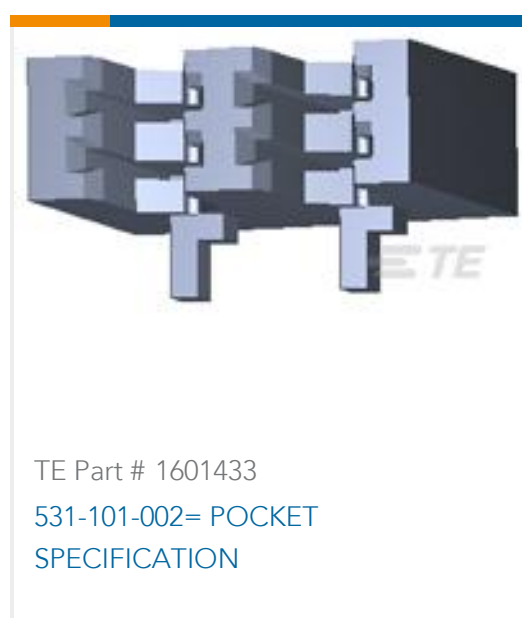
[For compliance documentation, visit the product page on TE.com>](#)

EU RoHS Directive 2011/65/EU	Compliant
EU ELV Directive 2000/53/EC	Compliant
China RoHS 2 Directive MIIT Order No 32, 2016	No Restricted Materials Above Threshold
EU REACH Regulation (EC) No. 1907/2006	Current ECHA Candidate List: JUNE 2023 (235) Candidate List Declared Against: JAN 2023 (233) Does not contain REACH SVHC
Halogen Content	Low Halogen - Br, Cl, F, I < 900 ppm per homogenous material. Also BFR/CFR/PVC Free
Solder Process Capability	Not applicable for solder process capability

Product Compliance Disclaimer

This information is provided based on reasonable inquiry of our suppliers and represents our current actual knowledge based on the information they provided. This information is subject to change. The part numbers that TE has identified as EU RoHS compliant have a maximum concentration of 0.1% by weight in homogenous materials for lead, hexavalent chromium, mercury, PBB, PBDE, DBP, BBP, DEHP, DIBP, and 0.01% for cadmium, or qualify for an exemption to these limits as defined in the Annexes of Directive 2011/65/EU (RoHS2). Finished electrical and electronic equipment products will be CE marked as required by Directive 2011/65/EU. Components may not be CE marked. Additionally, the part numbers that TE has identified as EU ELV compliant have a maximum concentration of 0.1% by weight in homogenous materials for lead, hexavalent chromium, and mercury, and 0.01% for cadmium, or qualify for an exemption to these limits as defined in the Annexes of Directive 2000/53/EC (ELV). Regarding the REACH Regulation, the information TE provides on SVHC in articles for this part number is based on the latest European Chemicals Agency (ECHA) 'Guidance on requirements for substances in articles' posted at this URL: <https://echa.europa.eu/guidance-documents/guidance-on-reach>

Compatible Parts



Also in the Series | **SIAMEZE**



Insertion & Extraction Tools(1)



Magnet Wire Terminals(196)

Customers Also Bought



TE Part #5-1123824-1
EP CONN HDR ASSY 1P BLACK



TE Part #1601097-2
131-167-021=TAB,2.79X0.81,STD,SMZ



TE Part #2-1971906-5
HEADER ASSY 10POS,KEYING-B,NEW GIC3.3



TE Part #2-1971906-7
HEADER ASSY 14POS,KEYING-B,NEW GIC3.3



TE Part #2151085-1
OCEAN-2.0-APPLICATOR-S-046F067F



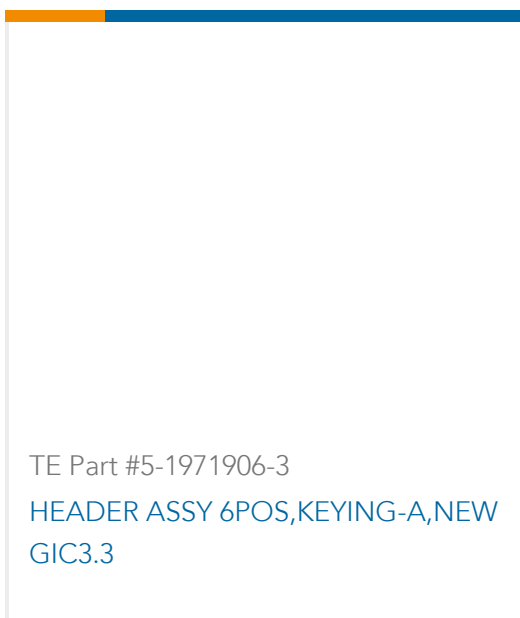
TE Part #5-1971906-7
HEADER ASSY 14POS,KEYING-A,NEW GIC3.3



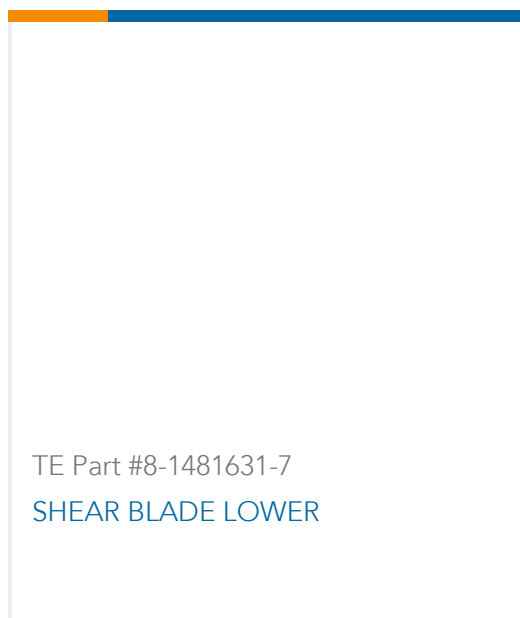
TE Part #6-1971906-7
HEADER ASSY 14POS,KEYING-B,NEW GIC3.3



TE Part #2360538-7
SGI 1.25 HDR, 7P, RA, Key A, Natural



TE Part #5-1971906-3
HEADER ASSY 6POS,KEYING-A,NEW GIC3.3



TE Part #8-1481631-7
SHEAR BLADE LOWER

Documents

Product Drawings

[WIRE2WIRE,STD,SMZ](#)

English

[WIRE2WIRE,STD,SMZ](#)

English

CAD Files

Customer View Model

[ENG_CVM_CVM_1601046-2_H.2d_dxf.zip](#)



English

[3D PDF](#)

3D

Customer View Model

[ENG_CVM_CVM_1601046-2_H.3d_igs.zip](#)

English

Customer View Model

[ENG_CVM_CVM_1601046-2_H.3d_stp.zip](#)

English

By downloading the CAD file I accept and agree to the [Terms and Conditions](#) of use.

Datasheets & Catalog Pages

[Magnet Wire Terminals & Splices](#)

English

Product Specifications

[Application Specification](#)

English

Product Environmental Compliance

[MD_1601046-2_03282018732_dmtec](#)

English

[MD_1601046-2_03282018732_dmtec](#)

English

Agency Approvals

[UL Report](#)

English