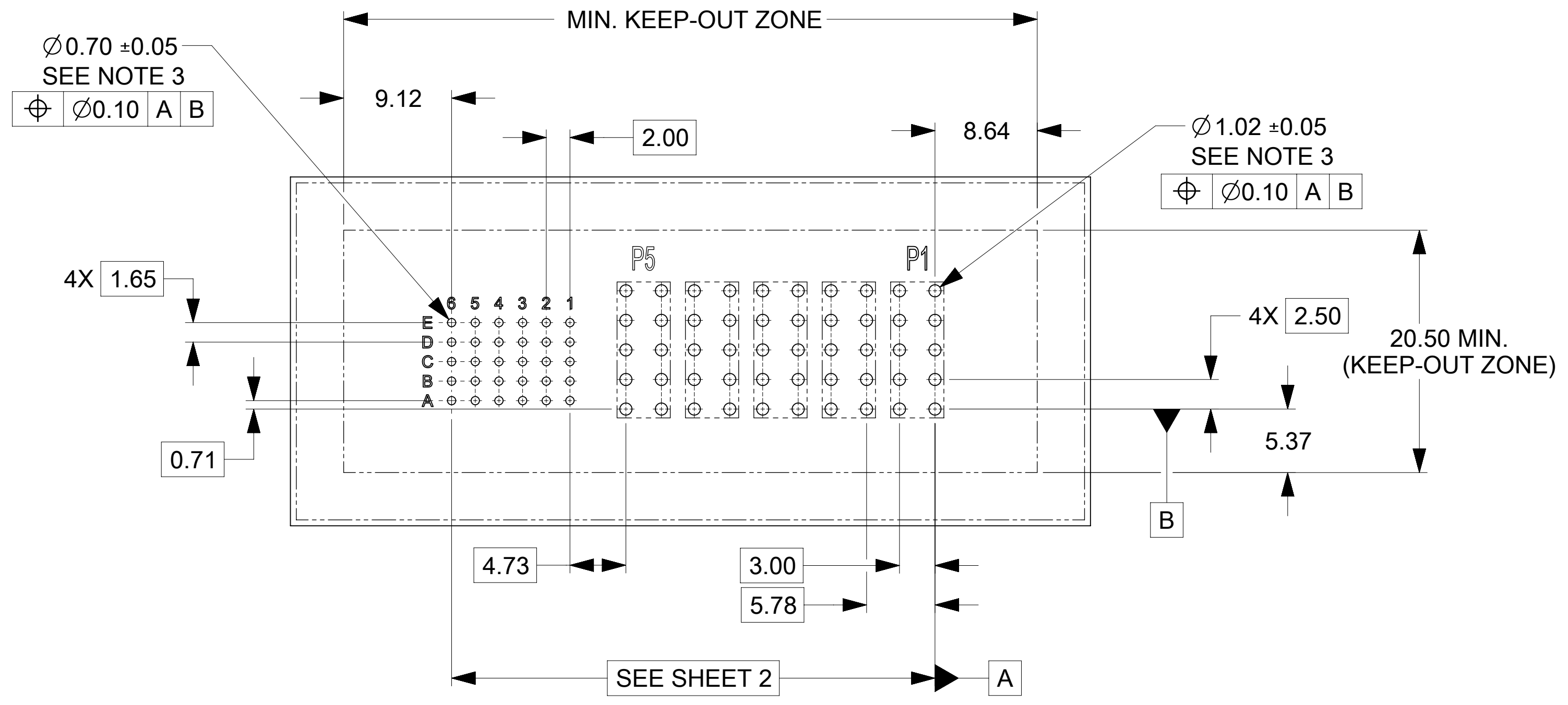


SECTION A-A
(POWER CKTS ARE ALIGNED)

**PLUG MATED TO VERTICAL RECEPTACLE
MATED PROFILE**



NOTES:

- MATERIAL:**
 - HOUSINGS: LCP UL94, V-0, COLOR : BLACK
 - TERMINALS: HIGH CONDUCTIVITY COPPER ALLOY
 - PLATING: 1.27 µm (50 µin) NICKEL OVERALL WITH 2.54 µm (100 µin) SELECTIVE TIN ON TAILS AND 0.762 µm (30 µin) SELECTIVE GOLD ON CONTACT AREA
- PACKAGING:** ASSEMBLIES TO BE TRAY PACKED PER PACKAGING SPEC: 2141140001-PK.
- PLATED THRU HOLE SIZE,** REFER TO PRODUCT SPEC. FOR DETAILS.
- PRODUCT SPEC:** 2141130000-PS.
- PRODUCT TO MEET RoHS REQUIREMENTS.**
- VERTICAL ASSEMBLY MATES TO MOLEX PLUG 219562XXXX-SD, SEE DRAWING FOR DETAILS.**
- TAIL DESIGN:** COMPLIANT PIN.
- POWER TERMINALS ARE LUBRICATED.**
- APPLICATION SPECIFICATION:** 2141130000-AS (FOR COMPLIANT TAILS ONLY).

RECOMMENDED PCB LAYOUT AND KEEP-OUT ZONE

THIS DRAWING CONTAINS INFORMATION THAT IS PROPRIETARY TO MOLEX ELECTRONIC TECHNOLOGIES, LLC AND SHOULD NOT BE USED WITHOUT WRITTEN PERMISSION									
DIMENSION UNITS	SCALE	CURRENT REV DESC:							
mm	3:1								
GENERAL TOLERANCES (UNLESS SPECIFIED)									
ANGULAR TOL	± °								
4 PLACES	±	EC NO: 745288							
3 PLACES	±	DRWN: LZABJANOVSKI		2023/03/23					
2 PLACES	± 0.25	CHK'D: JAYK1		2023/04/10					
1 PLACE	± 0.3	APPR: JAYK1		2023/04/10					
0 PLACES	±	INITIAL REVISION:							
DRAFT WHERE APPLICABLE MUST REMAIN WITHIN DIMENSIONS		THIRD ANGLE PROJECTION		DRAWING		SERIES		MATERIAL NUMBER	
		D-SIZE		219563		CUSTOMER		SHEET NUMBER	
								1 OF 2	

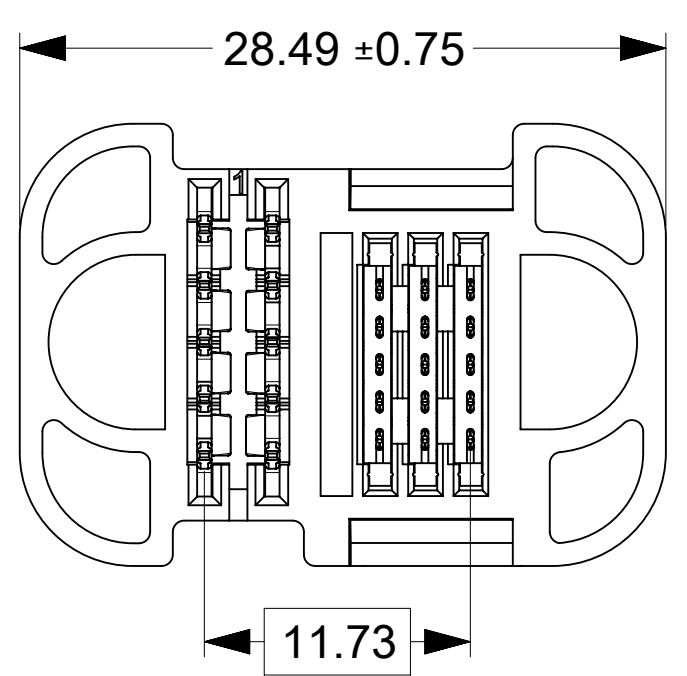
molex

GUARDIAN HD VREC RIGHT SIGNAL WITH POWER PF

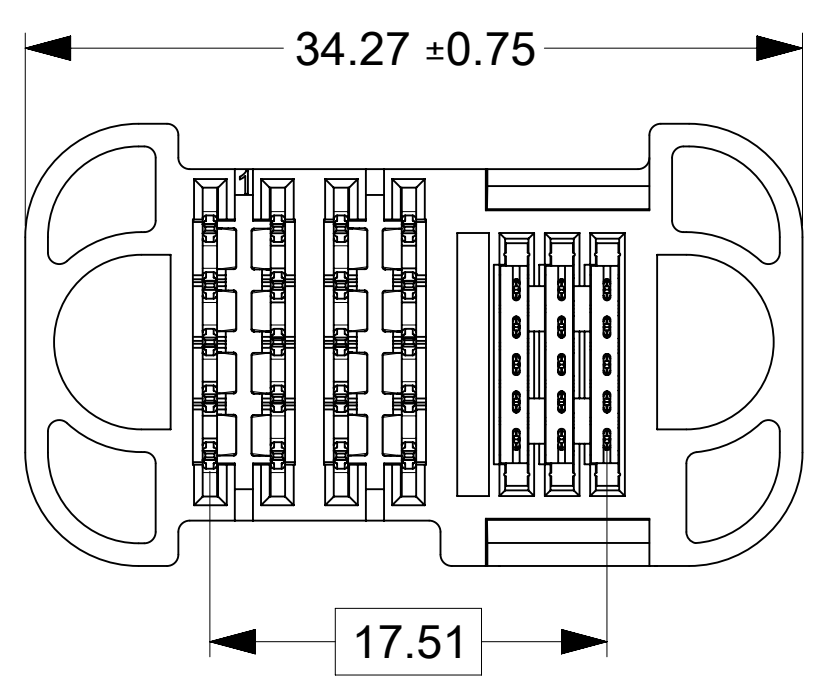
PRODUCT CUSTOMER DRAWING

DOCUMENT NUMBER	DOC TYPE	DOC PART	REVISION
2195639001-SD	PSD	000	A2

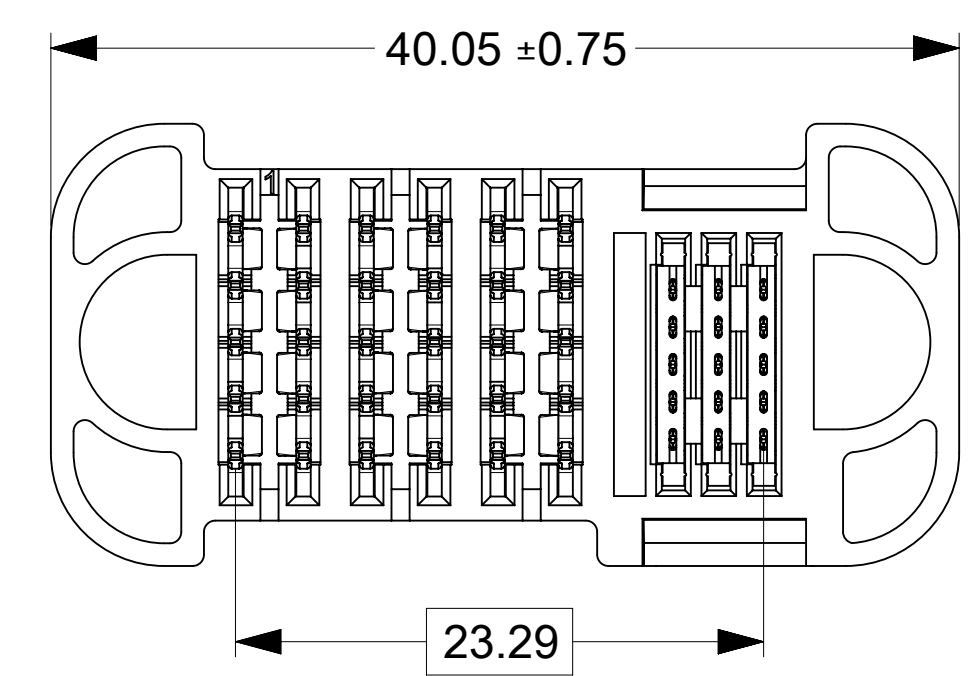
PART NUMBER	CONFIGURATION	QUANTITY PER CARTON (DU)
219563-0011	G+1P+15S+G	180



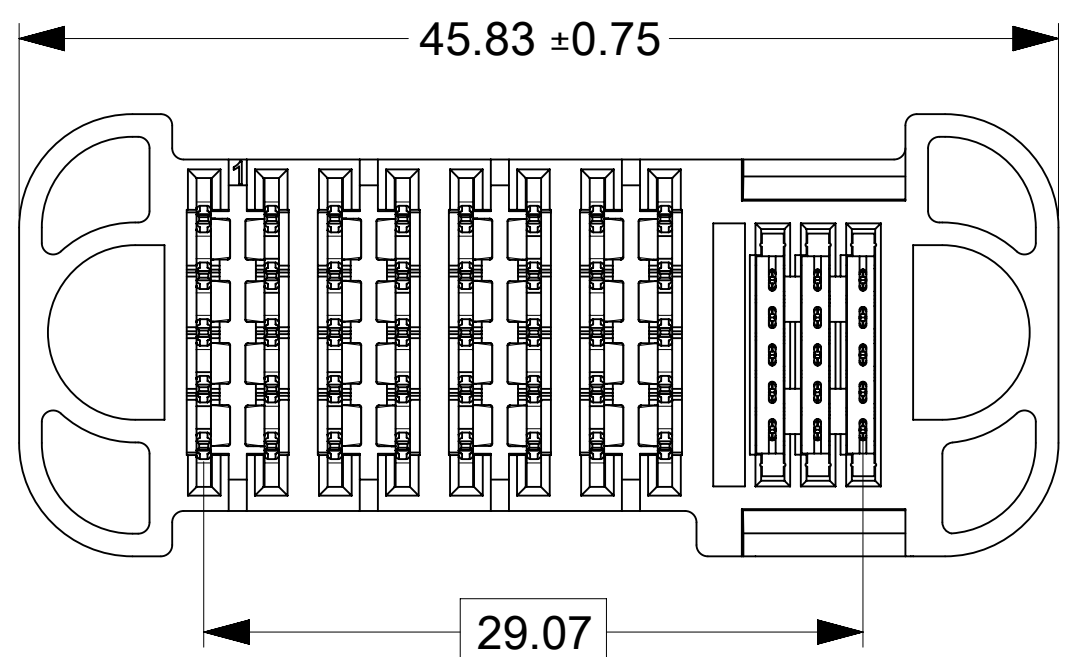
PART NUMBER	CONFIGURATION	QUANTITY PER CARTON (DU)
219563-0012	G+2P+15S+G	160



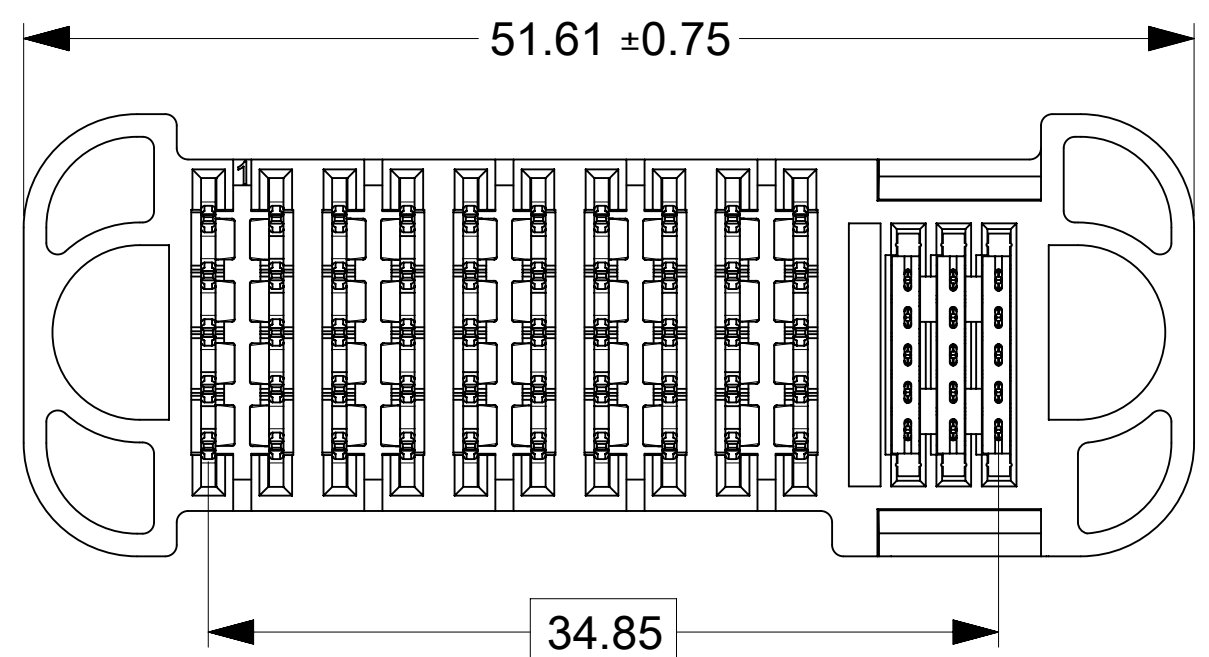
PART NUMBER	CONFIGURATION	QUANTITY PER CARTON (DU)
219563-0013	G+3P+15S+G	140



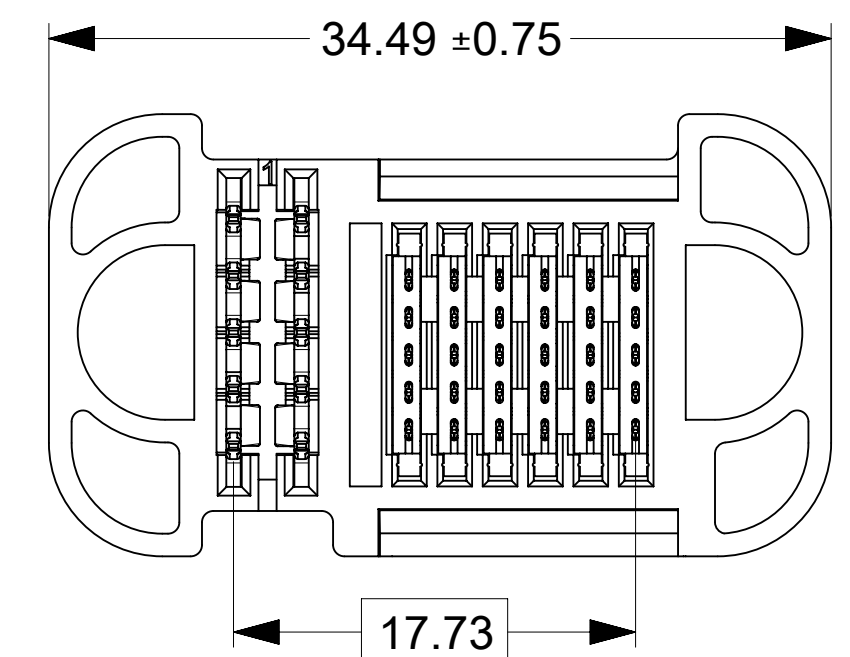
PART NUMBER	CONFIGURATION	QUANTITY PER CARTON (DU)
219563-0014	G+4P+15S+G	120



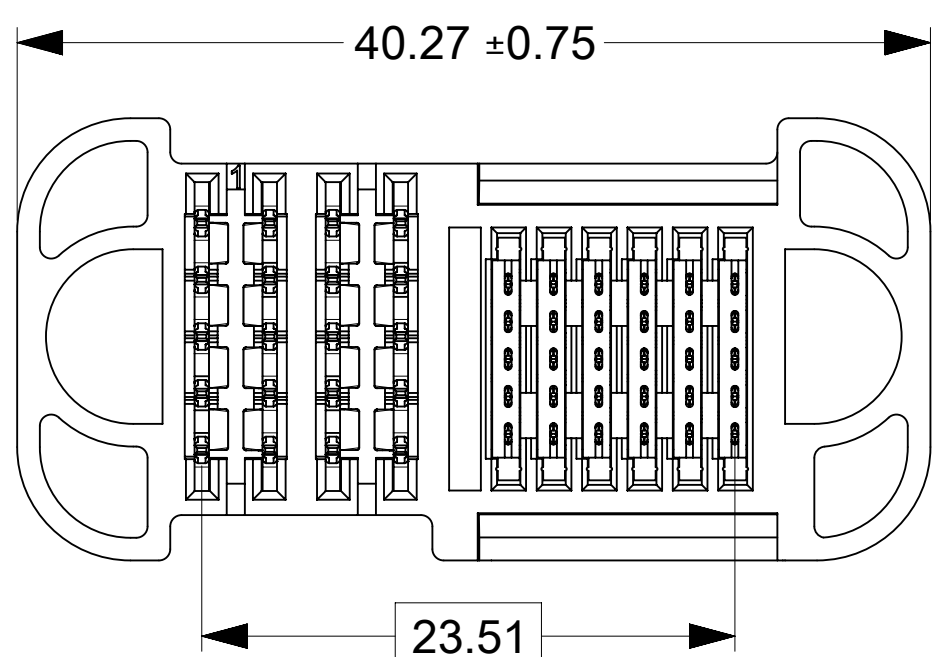
PART NUMBER	CONFIGURATION	QUANTITY PER CARTON (DU)
219563-0015	G+5P+15S+G	100



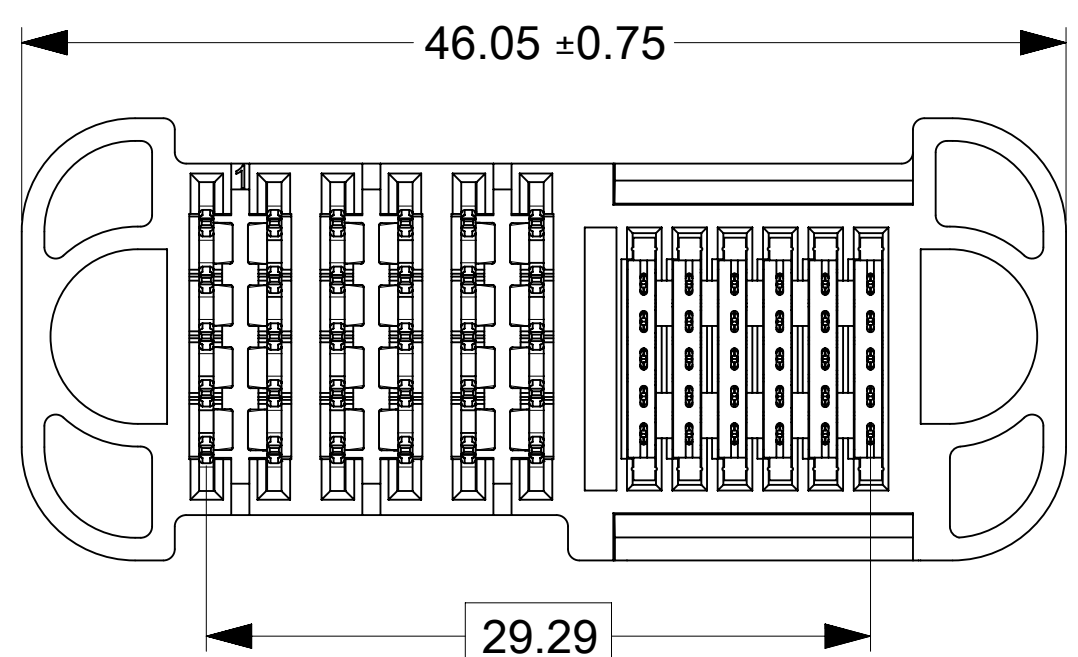
PART NUMBER	CONFIGURATION	QUANTITY PER CARTON (DU)
219563-0016	G+1P+30S+G	160



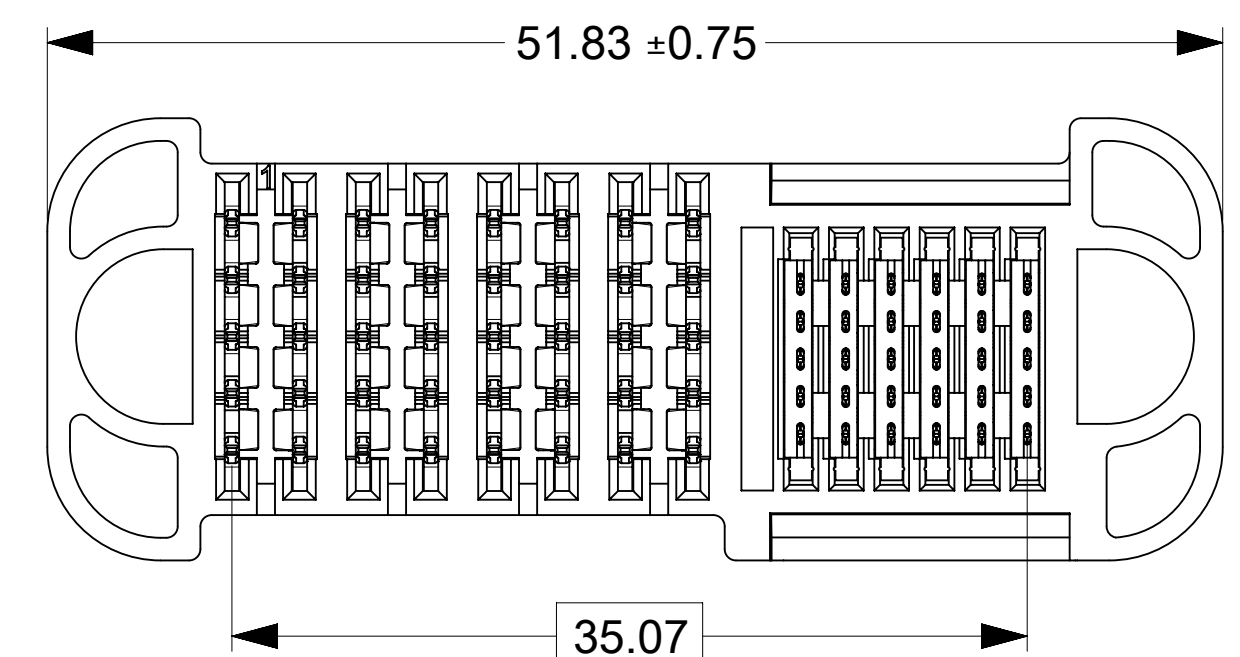
PART NUMBER	CONFIGURATION	QUANTITY PER CARTON (DU)
219563-0017	G+2P+30S+G	120



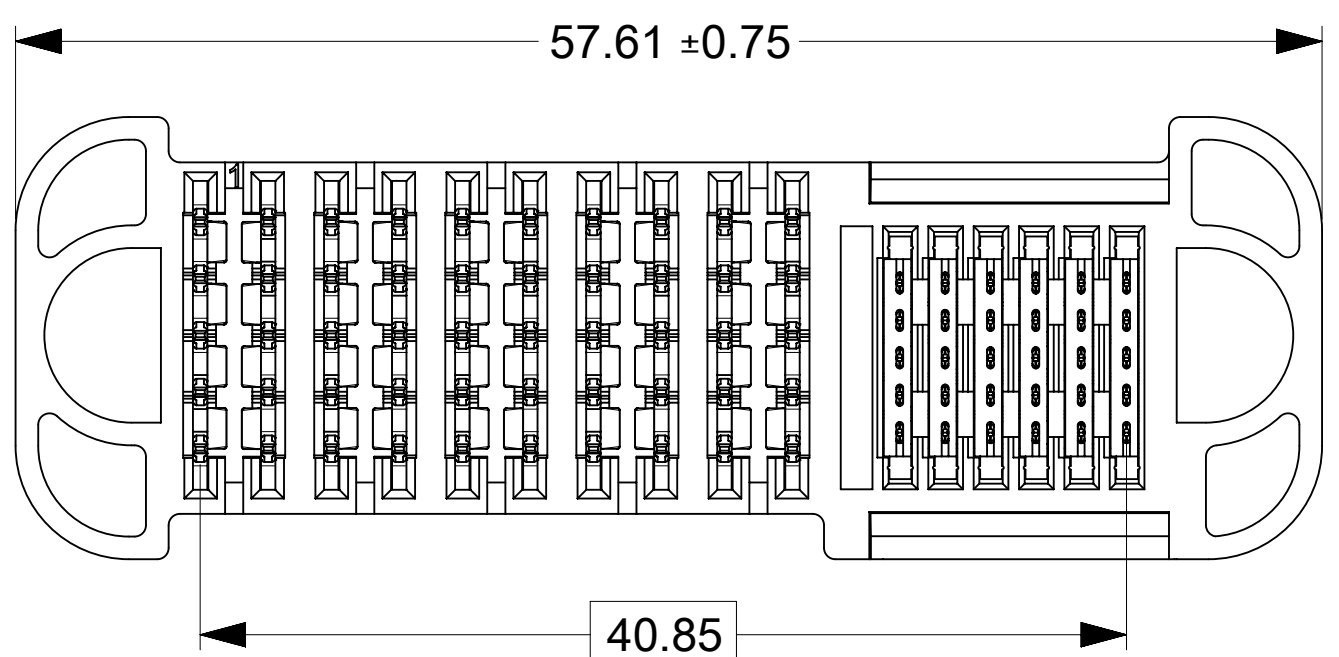
PART NUMBER	CONFIGURATION	QUANTITY PER CARTON (DU)
219563-0018	G+3P+30S+G	120



PART NUMBER	CONFIGURATION	QUANTITY PER CARTON (DU)
219563-0019	G+4P+30S+G	100



PART NUMBER	CONFIGURATION	QUANTITY PER CARTON (DU)
219563-0020	G+5P+30S+G	80



*** VIEWS SHOWN ON THIS SHEET ARE FROM THE BOTTOM OF THE CONNECTOR**

THIS DRAWING CONTAINS INFORMATION THAT IS PROPRIETARY TO MOLEX ELECTRONIC TECHNOLOGIES, LLC AND SHOULD NOT BE USED WITHOUT WRITTEN PERMISSION			
DIMENSION UNITS	SCALE	CURRENT REV DESC:	
mm	3:1		
GENERAL TOLERANCES (UNLESS SPECIFIED)			
ANGULAR TOL	±	°	
4 PLACES	±		
3 PLACES	±		
2 PLACES	±	0.25	
1 PLACE	±	0.3	
0 PLACES	±		
DRAFT WHERE APPLICABLE MUST REMAIN WITHIN DIMENSIONS		THIRD ANGLE PROJECTION	DRAWING SERIES
			D-SIZE 219563
		EC NO: 745288	
		DRWN: LZABJANOVSKI	2023/03/23
		CHK'D: JAYK1	2023/04/10
		APPR: JAYK1	2023/04/10
		INITIAL REVISION:	
		DRWN: LZABJANOVSKI	2022/03/31
		APPR: BPISZCZOR	2022/08/04
		DOCUMENT NUMBER	DOC TYPE DOC PART REVISION
		2195639001-SD	PSD 000 A2
		MATERIAL NUMBER	CUSTOMER
		SEE CHART	
		SHEET NUMBER	
		2 OF 2	