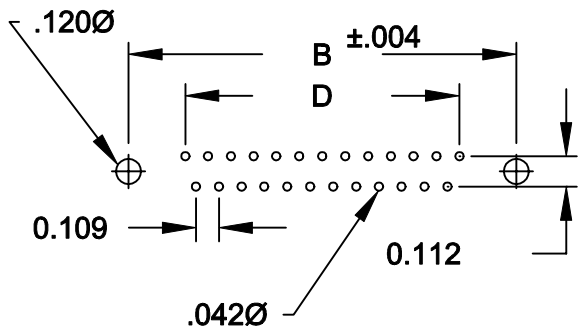
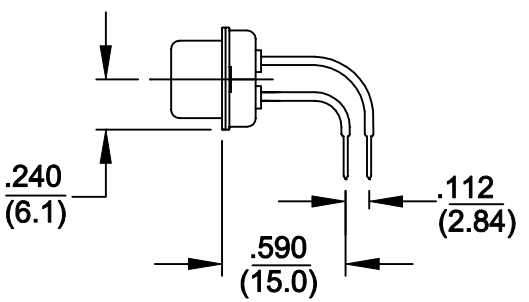
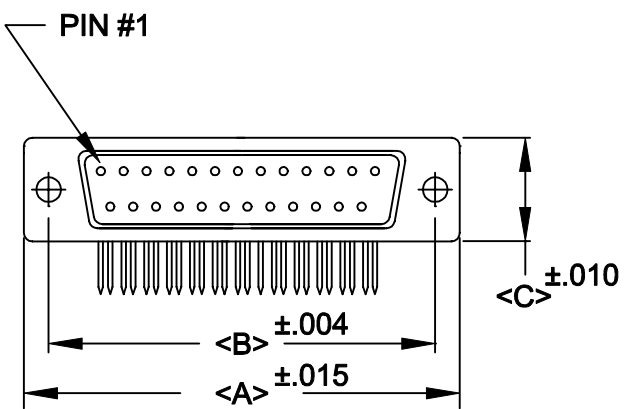
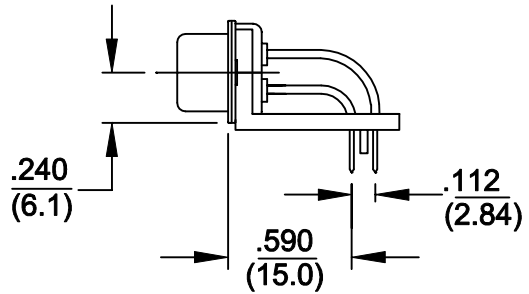
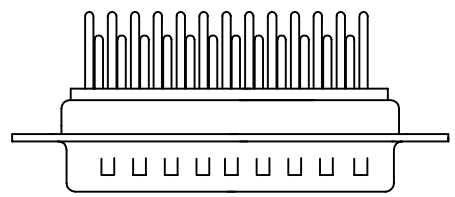


DESCRIPTION: R/A .590" FILTERED D-SUB

	A	B	C	D
9	1.204 30.6	.984 25.0	.480 12.20	.666 16.92
15	1.535 39.0	1.312 33.3	.480 12.20	.994 25.25
25	2.078 52.8	1.850 47.0	.480 12.20	1.534 38.96
37	2.724 69.2	2.500 63.5	.480 12.20	2.079 52.80



480-XXX-112-XX1

SERIES \_\_\_\_\_  
 POSITIONS \_\_\_\_\_  
 009 \_\_\_\_\_  
 015 \_\_\_\_\_  
 025 \_\_\_\_\_  
 037 \_\_\_\_\_  
 050 \_\_\_\_\_  
 GENDER \_\_\_\_\_  
 1 = MALE  
 2 = FEMALE  
 TERMINATION \_\_\_\_\_  
 1 = DIP SOLDER  
 SHELL PLATING \_\_\_\_\_  
 2 = TIN  
 HARDWARE OPTIONS \_\_\_\_\_  
 00 = NO HARDWARE  
 58 = STABILIZER BAR(4-40 INSERT/BOARD LOCK)  
 PLATING OPTIONS \_\_\_\_\_  
 1 = GOLD FLASH

SPECIFICATIONS:

MATERIALS:

SHELL: STEEL, TIN PLATED  
 INSULATOR: UL 94V-0 RATED PBTP  
 GLASS-FIBER REINFORCED

ELECTRICALS:

INDIVIDUAL CAPACITOR VALUE = 1000 pF  
 OTHER VALUES AVAILABLE: CONSULT FACTORY  
 CURRENT RATING: 5 AMPS  
 CONTACT RESISTANCE: <10 mOHMS  
 INSULATOR RESISTANCE: 1000 OHMS  
 VOLTAGE: 1 KV / AC  
 TEMPERATURE: -55°C TO +125°C

	THESE DRAWINGS AND SPECIFICATIONS ARE THE PROPERTY OF NorComp AND SHALL NOT BE REPRODUCED, COPIED OR USED AS THE BASIS FOR THE MANUFACTURE OF SALE OF APPARATUS WITHOUT WRITTEN PERMISSION.		DRAWN: <b>WAYNE ROBBINS</b>	DATE: 9-06-98
			CHECKED:	DATE:
<b>NorComp</b>		SCALE: 1:1	SHEET 1 OF 1	REV 4
		DWG NO. 480-XXX-112-XX1		