

# SMT Power Inductor

High Current Molded Power Inductor - PA4349.XXXANLT Series



- Ⓟ **Height:** 13.0mm Max
- Ⓟ **Footprint:** 24.0mm x 22.3mm Max
- Ⓟ **Current Rating:** up to 65.0A
- Ⓟ **Inductance Range:** 1.0uH to 100uH
- Ⓟ *Shielded construction and compact design*
- Ⓟ *High current, low DCR, and high efficiency*
- Ⓟ *Minimized acoustic noise and minimized leakage flux*

Electrical Specifications @ 25°C - Operating Temperature -55°C to +155°C

Part Number	Inductance <sup>5,8</sup> 100KHz, 1V  uH±20%	Rated <sup>5</sup> Current  A	DC Resistance		Saturation <sup>2</sup> Current	SRF	K Factor
			MAX.	TYP.	TYP.	TYP.	
			mΩ	mΩ	A	MHz	
PA4349.102ANLT	1.0	65	0.95	0.80	54	23.0	
PA4349.152ANLT	1.5	57	1.15	1.00	48	21.0	24.8
PA4349.202ANLT	2.0	54	1.20	1.02	45	20.0	21.6
PA4349.222ANLT	2.2	52	1.25	1.05	43	19.0	19.9
PA4349.302ANLT	3.0	48	1.64	1.42	39	16.0	14.7
PA4349.332ANLT	3.3	47	1.75	1.50	37	15.0	14.7
PA4349.472ANLT	4.7	44	2.20	1.90	34	11.0	10.7
PA4349.682ANLT	6.8	36	3.10	2.70	32	9.0	8.8
PA4349.103ANLT	10.0	30	4.15	3.80	20	7.0	6.6
PA4349.153ANLT	15.0	23	6.12	5.10	18	6.0	5.5
PA4349.223ANLT	22.0	18	11.0	9.20	14	5.0	4.9
PA4349.233ANLT	23.0	18	11.0	9.20	14	5.0	4.9
PA4349.333ANLT	33.0	16	15.4	13.5	10.5	4.0	4.2
PA4349.473ANLT	47.0	14	20.8	17.3	10	3.5	3.8
PA4349.683ANLT	68.0	12	29.5	26.2	9.0	3.0	2.8
PA4349.753ANLT	75.0	11	31.6	27.5	8.5	2.0	2.3
PA4349.823ANLT	82.0	10	34.2	31.0	7.7	1.5	2.3
PA4349.104ANLT	100	9.5	40.0	36.0	7.5	1.0	2.0

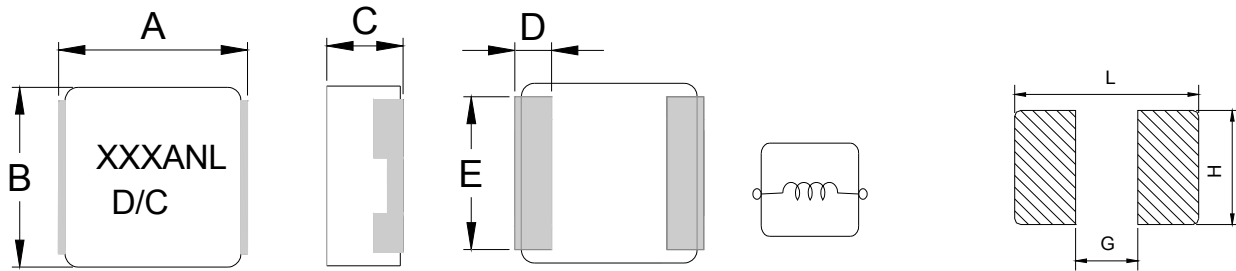
# SMT Power Inductor

High Current Molded Power Inductor - PA4349.XXXANLT Series

- Notes:**
1. Actual temperature of the component during system operation (ambient plus temperature rise) must be within the standard operating range.
  2. The saturation current is the current at which the initial inductance drops approximately 30% at the stated ambient temperature. This current is determined by placing the component in the specified ambient environment and applying a short duration pulse current (to eliminate self-heating effect) to the component.
  3. The rated current is the DC current required to raise the component temperature by approximately 40°C. Take note that the components' performance varies depending on the system condition. It is suggested that the component be tested at the system level, to verify the temperature rise of the component during system operation.
  4. The part temperature (ambient+temp rise) should not exceed maximum operating temperature under worst case operating conditions. Circuit design, PCB trace size and thickness, airflow and other cooling provisions all affect the part temperature. Part temperature should be verified in the end application.

## Mechanical

PA4349.XXXANLT



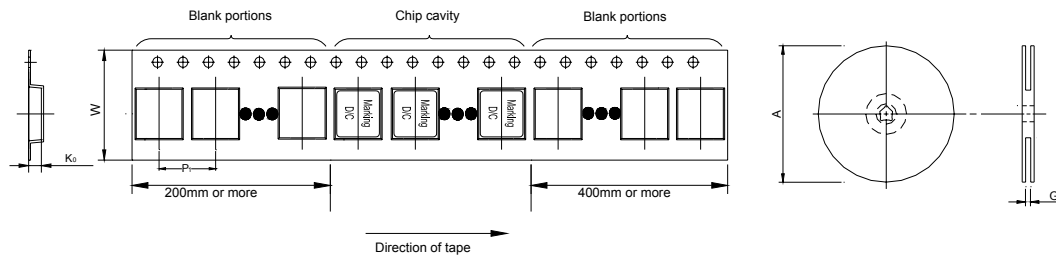
Final Layout

SUGGESTED PAD LAYOUT

Series	A	B	C	D	E	L	G	H
PA4349.XXXANLT	23.5±0.5	22.0±0.3	12.6±0.4	5.0±0.4	19.0±0.3	24	12.5	19.6

All Dimensions in mm.

## TAPE & REEL INFO

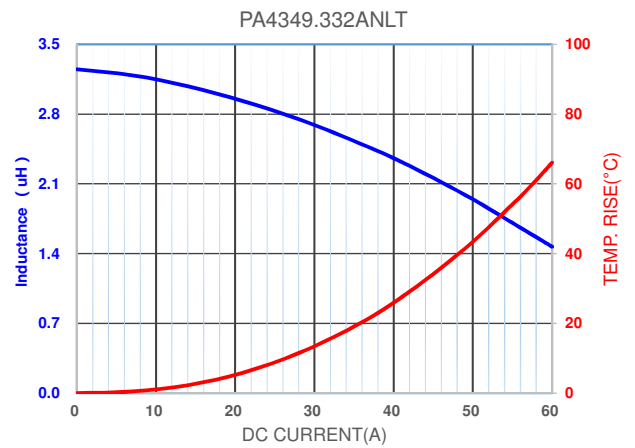
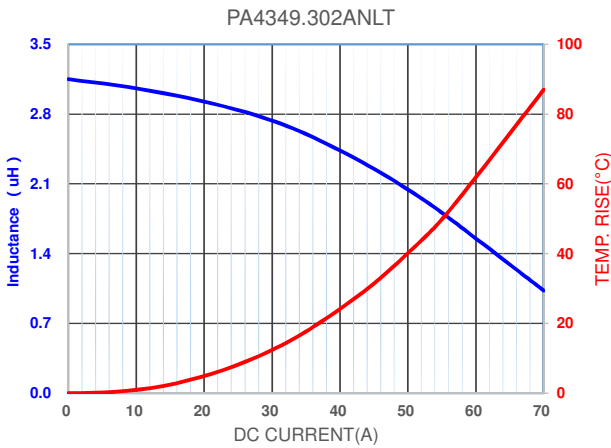
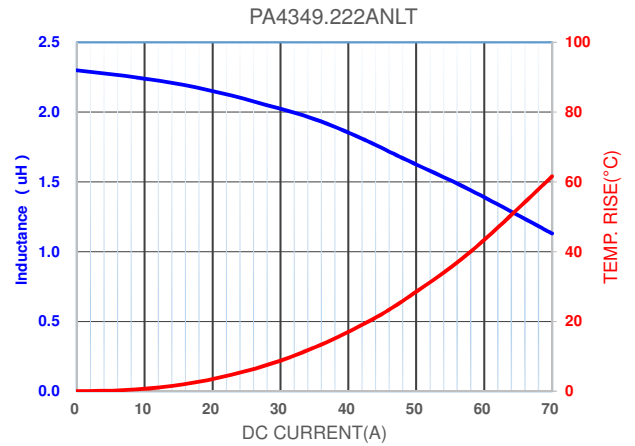
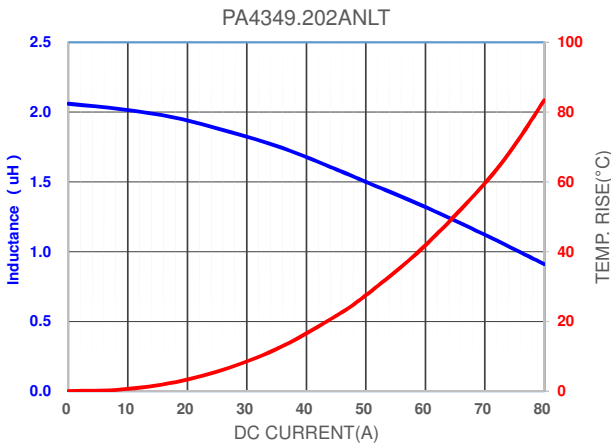
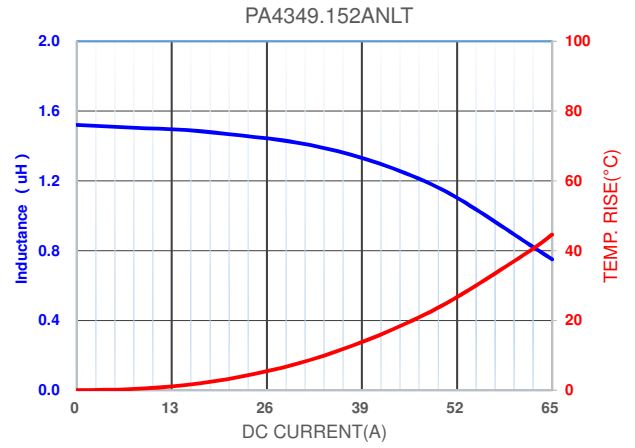
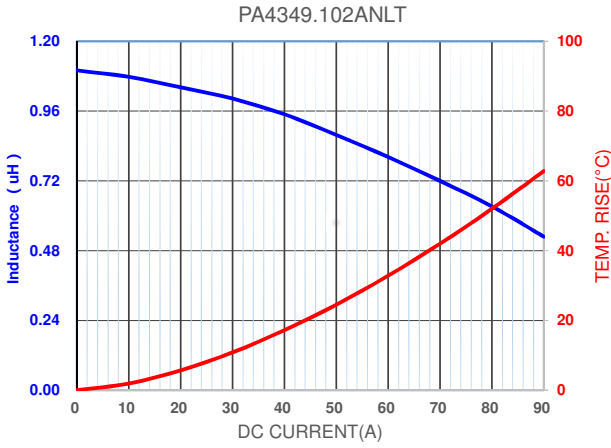


SURFACE MOUNTING TYPE, REEL/TAPE LIST						
	REEL SIZE (mm)		TAPE SIZE (mm)			QTY
	A	G	P <sub>1</sub>	W	K <sub>0</sub>	PCS/REEL
PA4349.XXXANLT	Ø330	44.4+2/-0	32±0.1	44±0.3	13±0.1	80

# SMT Power Inductor

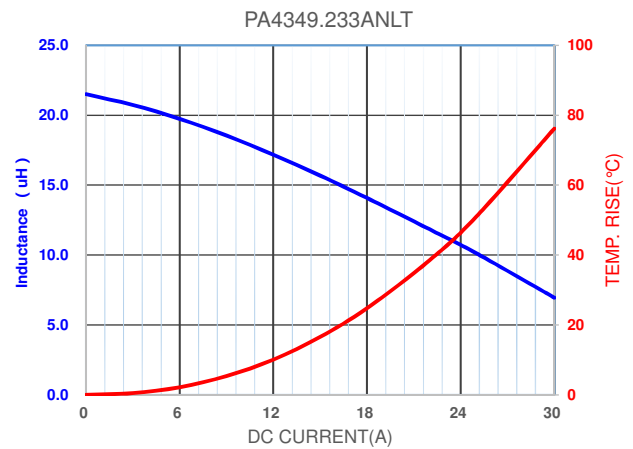
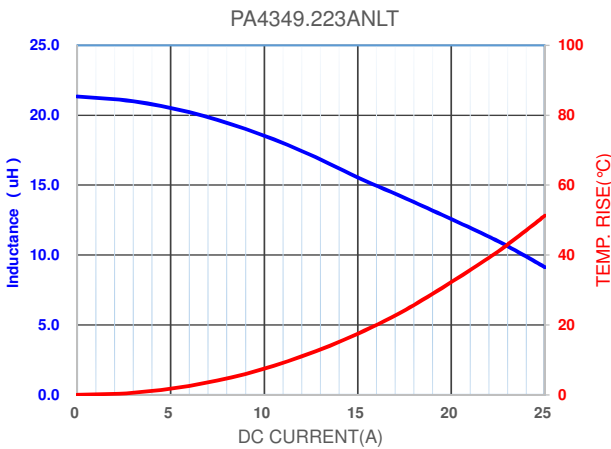
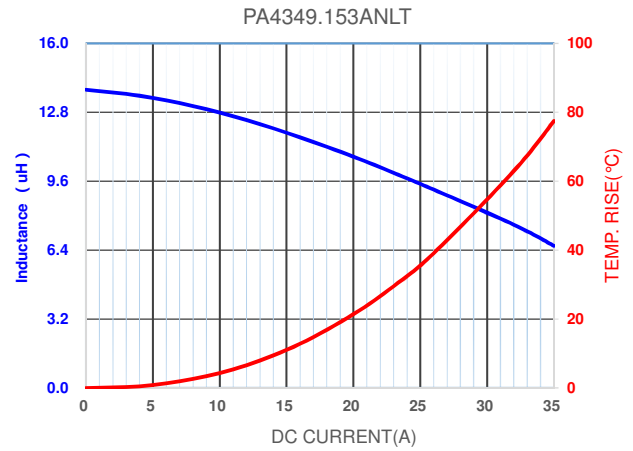
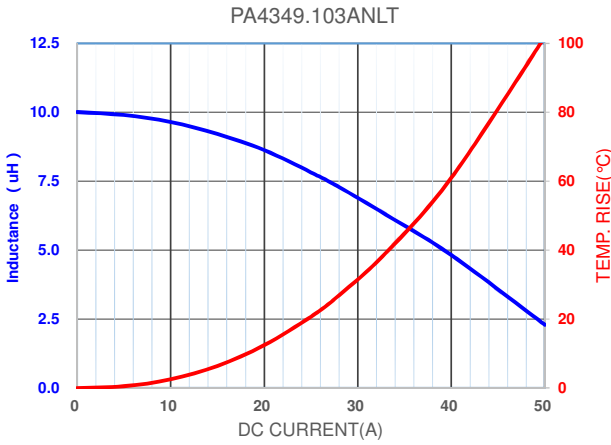
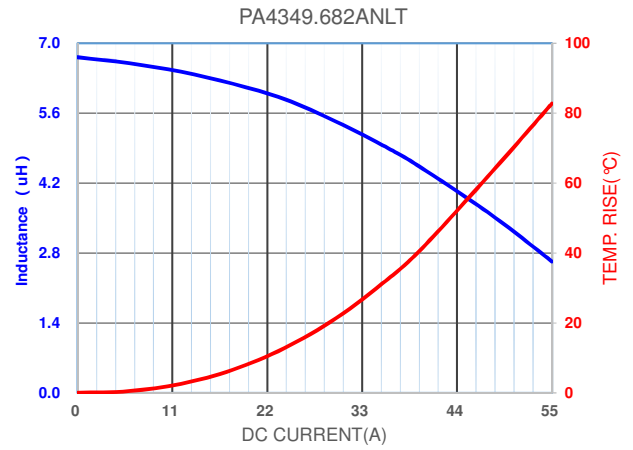
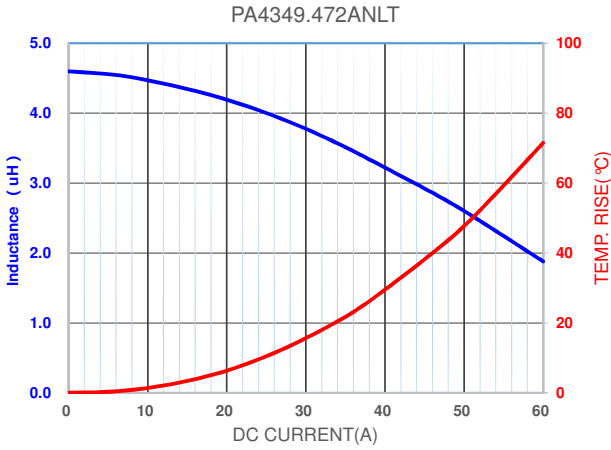
High Current Molded Power Inductor - PA4349.XXXANLT Series

## Typical Performance Curves



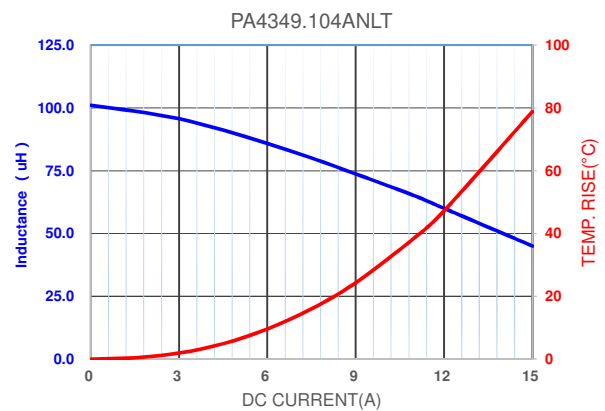
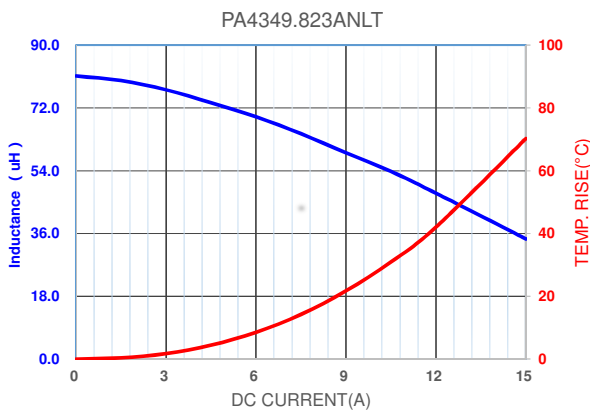
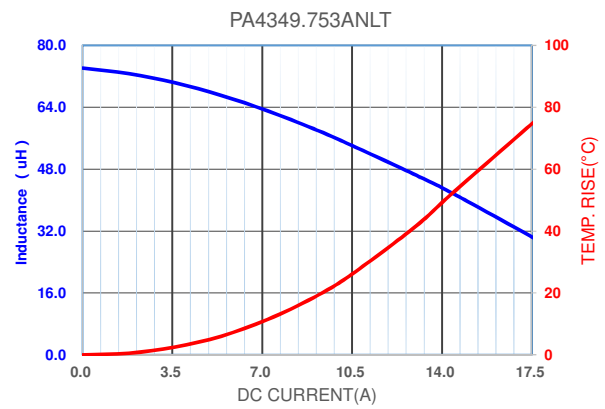
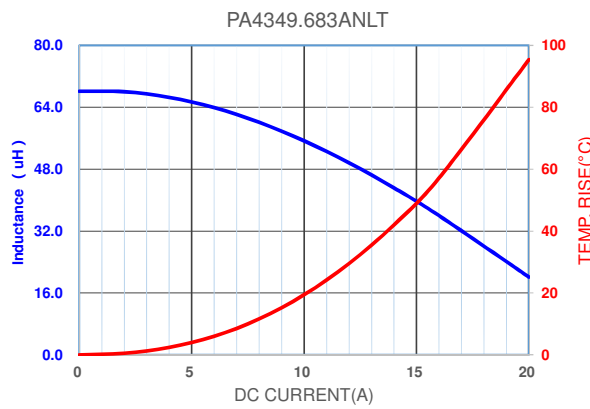
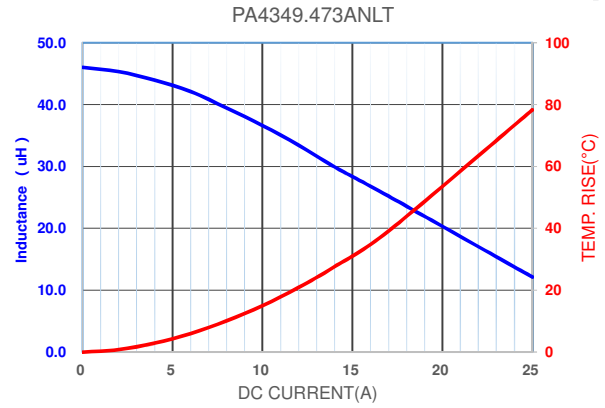
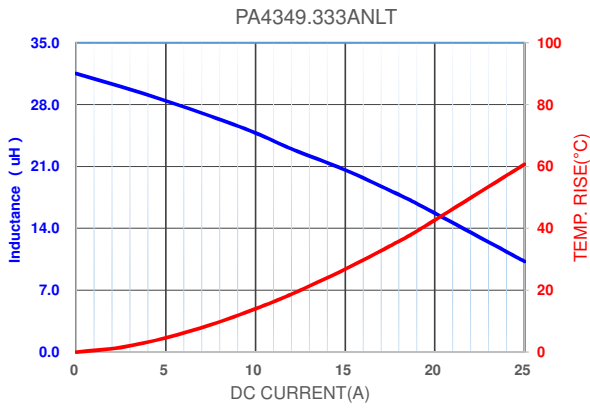
# SMT Power Inductor

High Current Molded Power Inductor - PA4349.XXXANLT Series

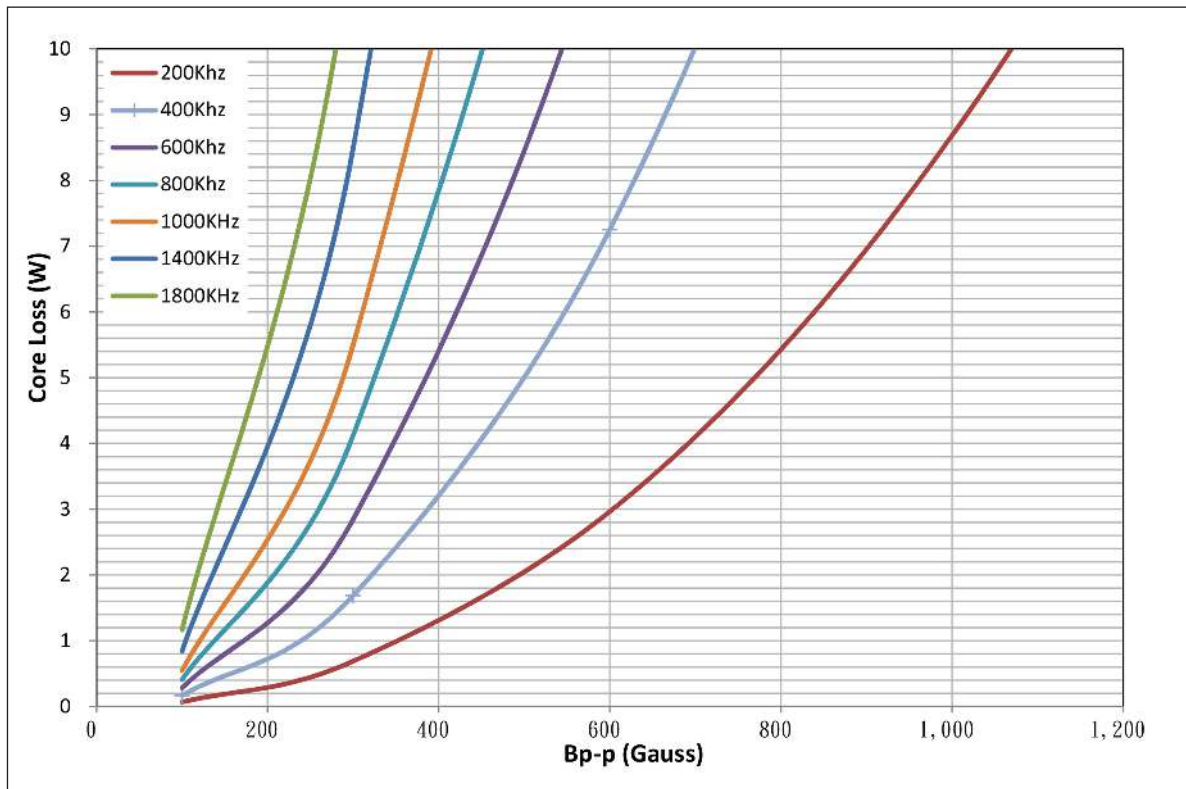


# SMT Power Inductor

High Current Molded Power Inductor - PA4349.XXXANLT Series



## Core Loss



$$Bp-p = K * L(uH) * \Delta I(A)$$

### For More Information:

Americas - [prodinfo\\_power@pulseelectronics.com](mailto:prodinfo_power@pulseelectronics.com) | Europe - [power-apps-europe@pulseelectronics.com](mailto:power-apps-europe@pulseelectronics.com) | Asia - [power-apps-asia@pulseelectronics.com](mailto:power-apps-asia@pulseelectronics.com)

Performance warranty of products offered on this data sheet is limited to the parameters specified. Data is subject to change without notice. Other brand and product names mentioned herein may be trademarks or registered trademarks of their respective owners. © Copyright, 2020. Pulse Electronics, Inc. All rights reserved.