



Main

Range of Product	Preventa Safety automation
Product or Component Type	Safe relay output module
Device short name	XPSMCM
Electrical Connection	Screw terminal
[Us] rated supply voltage	24 V - 20...20 % DC
Number of Outputs	4 relay
Discrete output number	8 solid state 125 mA diagnostics)
Function of module	Monitoring safety actuators relay output

Complementary

Maximum power dissipation in W	3 W
Integrated connection type	Backplane expansion bus
Switching voltage	10 V DC
Associated fuse rating	3.5 A, slow-blow
Safety level	Can reach category 4 EN/ISO 13849-1 Can reach PL = e EN/ISO 13849-1 Can reach SIL 3 EN/IEC 61508 SILCL 3 IEC 62061
Quality labels	CE
Output type	Relay, 4 NO, volt-free
Quantity per Set	1
Switching time	12 ms
Maximum switching voltage	400 V AC 250 V DC
Minimum switching current	20 mA
Maximum switching current	6 A
Number of terminal blocks	6
Local signalling	1 LED green PWR power ON 1 LED green RUN RUN (status) 1 LED red E IN internal error 1 LED red E EX external error 2 LEDs orange ADDR node address 4 LEDs green/red RELAY K1...K4 relay contact 4 LEDs yellow RST requires reset 8 LEDs yellow STATUS diagnostics output
Connections - terminals	2 captive screw clamp terminals, removable terminal block 1 captive screw clamp terminals, removable terminal block
Cable cross section	0.00...0.00 In ² (0.2...1.5 mm ²) - AWG 24...AWG 16 flexible without cable end 0.00...0.00 In ² (0.2...2.5 mm ²) - AWG 24...AWG 14 flexible without cable end 0.00...0.00 In ² (0.25...1 mm ²) - AWG 23...AWG 18 flexible with cable end, without bezel 0.00...0.00 In ² (0.25...2.5 mm ²) - AWG 23...AWG 14 flexible with cable end, with bezel 0.00...0.00 In ² (0.25...2.5 mm ²) - AWG 23...AWG 14 flexible with cable end, without bezel 0.00...0.00 In ² (0.5...1.5 mm ²) - AWG 20...AWG 16 flexible with cable end, with double bezel 0.00...0.00 In ² (0.2...1 mm ²) - AWG 24...AWG 18 solid without cable end 0.00...0.00 in ² (0.2...2.5 mm ²) - AWG 24...AWG 14 solid without cable end
Mounting support	Omega 35 mm DIN rail EN 50022
Width	0.89 in (22.5 mm)

Height	3.90 in (99 mm)
Depth	4.51 in (114.5 mm)
Net Weight	0.73 lb(US) (0.33 kg)

Environment

Standards	EN/IEC 61800-5-1 EN/ISO 13849-1 EN/IEC 61508 IEC 62061
Product Certifications	CULus TÜV RCM
IP degree of protection	IP20
Ambient air temperature for operation	14...131 °F (-10...55 °C)
Ambient Air Temperature for Storage	-4...185 °F (-20...85 °C)
Relative Humidity	10...95 %
Pollution degree	2
[Uimp] rated impulse withstand voltage	4 kV EN/IEC 61800-5-1
Safety reliability data	B10d = 300000 AC-15 230 V, , <3 A EN/ISO 13849-1 B10d = 750000 AC-15 230 V, , <1 A EN/ISO 13849-1 B10d = 10000000 DC-13 24 V, , <2 A EN/ISO 13849-1
Insulation	250 V AC between power supply and housing EN/IEC 61800-5-1
Overvoltage category	II
Electromagnetic compatibility	Electrostatic discharge immunity test 6 kV on contact) EN/IEC 61000-4-2 Electrostatic discharge immunity test 20 kV on air) EN/IEC 61000-4-2 Susceptibility to electromagnetic fields 10 V/m 80...1000 MHz) EN/IEC 61000-4-3 Susceptibility to electromagnetic fields 30 V/m 1.4 GHz...2 GHz) EN/IEC 61000-4-3
Vibration resistance	+/-0.35 mm 10...55 Hz)EN/IEC 61496-1
Shock resistance	10 gn 16 ms 1000 shocks on each axis)EN/IEC 61496-1
Electrical durability	20000000 cycles
Mechanical durability	20000000 cycles
Service Life	20 year(s)

Ordering and shipping details

Category	22477 - SAFETY MODULES (PREVENTA)
Discount Schedule	SAF2
GTIN	3606480748875
Nbr. of units in pkg.	1
Package weight(Lbs)	10.86 oz (308 g)
Returnability	No
Country of origin	IT

Packing Units

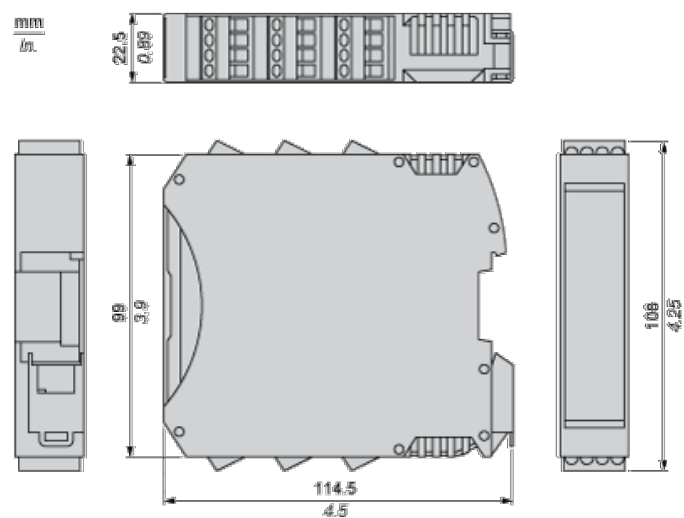
Unit Type of Package 1	PCE
Package 1 Height	1.73 in (4.4 cm)
Package 1 width	6.22 in (15.8 cm)
Package 1 Length	4.80 in (12.2 cm)
Unit Type of Package 2	S01
Number of Units in Package 2	6
Package 2 Weight	4.65 lb(US) (2.11 kg)
Package 2 Height	5.91 in (15 cm)
Package 2 width	5.91 in (15 cm)
Package 2 Length	15.75 in (40 cm)

Offer Sustainability

Sustainable offer status	Green Premium product
California proposition 65	WARNING: This product can expose you to chemicals including: Lead and lead compounds, which is known to the State of California to cause cancer and birth defects or other reproductive harm. For more information go to www.P65Warnings.ca.gov
REACH Regulation	REACH Declaration
REACH free of SVHC	Yes
EU RoHS Directive	Pro-active compliance (Product out of EU RoHS legal scope) EU RoHS Declaration
Mercury free	Yes
RoHS exemption information	Yes
China RoHS Regulation	China RoHS Declaration
Environmental Disclosure	Product Environmental Profile
Circularity Profile	End Of Life Information
WEEE	The product must be disposed on European Union markets following specific waste collection and never end up in rubbish bins.
PVC free	Yes


Dimensions

Screw Terminal



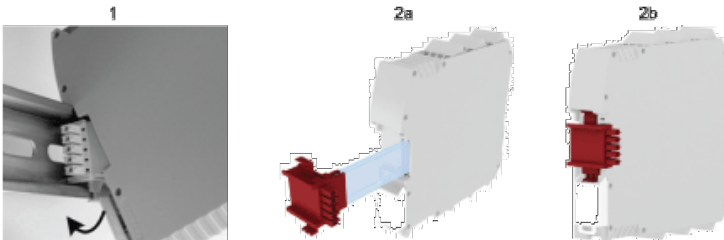
Mounting Safety Controller CPU with Module(s)

Mount BackPlane Connector on Rail



- 1 : Connect as much Backplane Connector as module to be install.
- 2 : Fix the connectors to the rail (Top first).

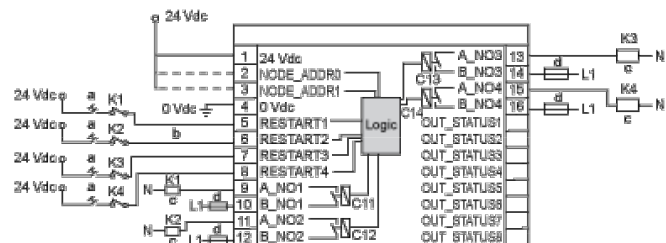
Mount Safety Controller CPU with Other Module(s)



- 1 : Mount controller CPU and modules on rail.
- 2 : Make sure that the controller CPU or the module(s) are plugged on the BackPlane connector.

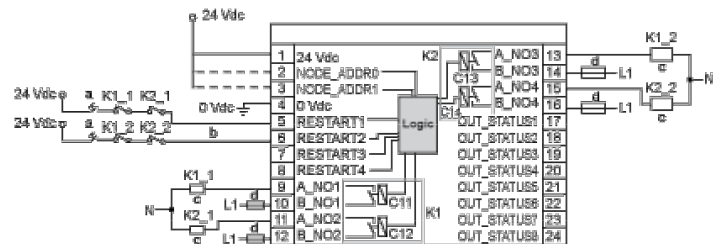
Wiring

Category 2 Wiring



- a : Restart
- b : Feedback
- c : Load
- d : Fuse

Category 4 Wiring



- a : Restart
- b : Feedback
- c : Load
- d : Fuse