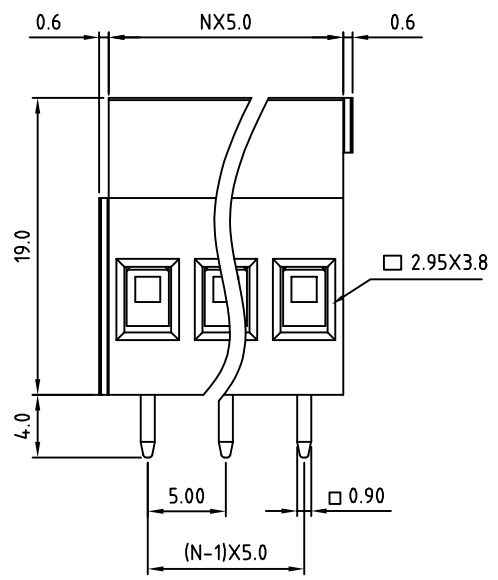
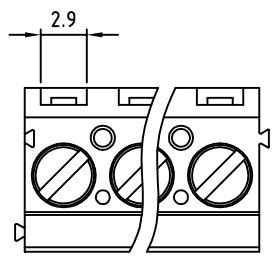
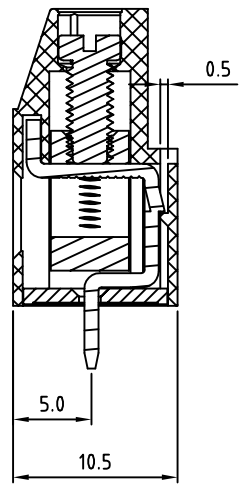
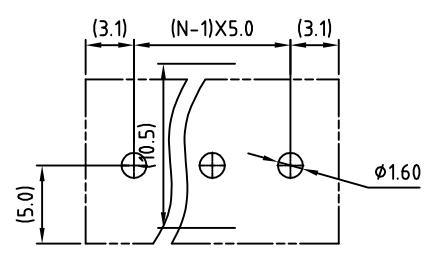


SIGN	DATE	DESCRIPTION	APPROVER
		THIS IS CAD DRAWING, DO NOT REVISE MANUALLY!!!	



N=Number of contacts

P.C.B LAYOUT



Material

- Terminal body
- (metal housing): Brass(CuZn)
- Terminal screw: Steel Zinc plating "-" slot type
- Contacts: Brass
- Surface of solder tail: Tin plated
- Insulator (housing): Thermoplastic (UL94V-0)

Electrical

- Voltage rating: 300VAC
- Current rating: 20A
- Solid wire(AWG): 12-30
- Stranded wire(AWG): 12-30
- Torque(Lb-In): 3.5
- Screw: M3
- Wire strip length: 6-7mm
- Withstanding Voltage: 1.6KV
- Operating temperature: -30°C to +105°C
- Soldering temperature: 250°C±10°C/5 Sec
- Safety Approval: us

RoHS Compliant

PART NUMBER

OSTVJXX0151

- No. of Poles
- 02 2 Poles
 - 03 3 Poles
 -
 - 24 24 Poles

- COLOR:**
- 0: Black
 - 5: Green (Standard)
 - 6: Blue
 - 8: Grey

THESE DRAWINGS AND SPECIFICATIONS ARE THE PROPERTY OF ON-SHORE TECHNOLOGY, INC. AND SHALL NOT BE REPRODUCED, COPIED OR USED IN ANY MANNER WITHOUT THE PRIOR WRITTEN CONSENT OF ON-SHORE TECHNOLOGY, INC.



TITLE		OSTVJ-5.0mm series horizontal (180° wire inlet) with cover				
PART NO.	OSTVJXX0151	DWG NO.	OSTVJXX0151.DWG			
APPROVED	CHECKED	DESIGNED	DRAWN	CUST NO.	Tolerance	
Shi Jun	Marvin	Marvin	Marvin		X. ±0.50	
2006.10.20	2006.10.20	2006.10.20	2006.10.20		SCALE: NONE	X.X ±0.30
				SHEET: 01/01	REV: D	X.XX ±0.10
						X° ±1°