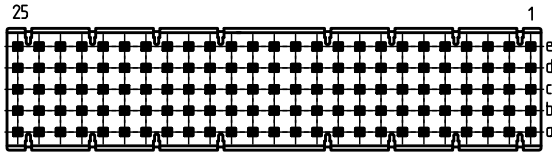
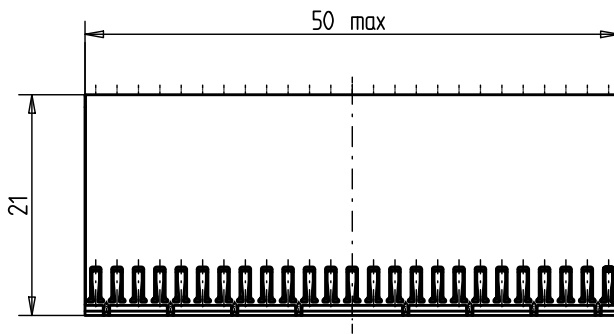
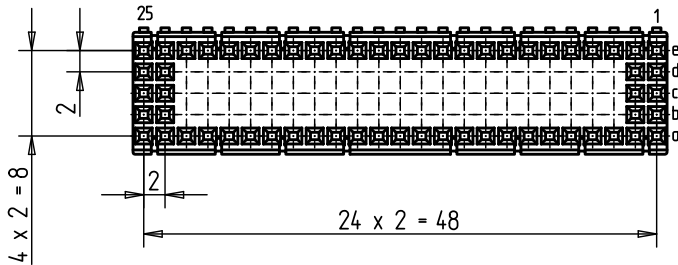


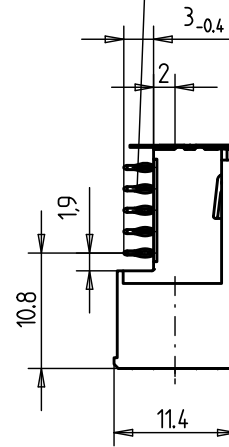
Bestückungsplan - *contact layout*



■ = bestückt - *assemble*

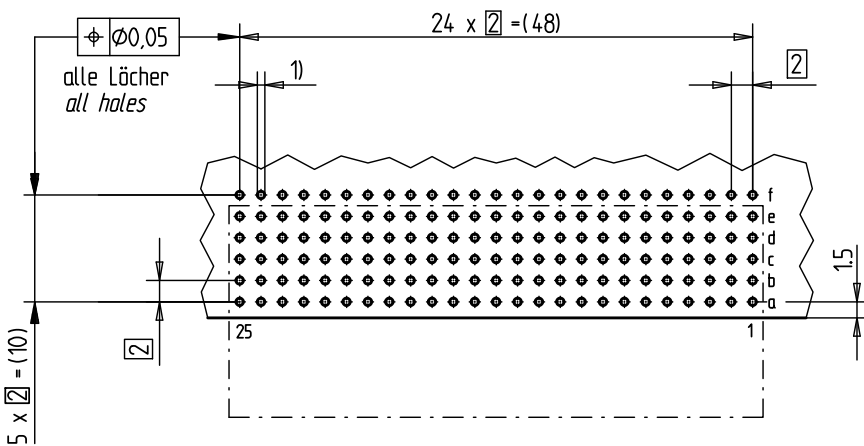


EE-Zone für durchkontaktierte Löcher  $\varnothing 0.6 \pm 0.05$   
 Compliant zone for thru hole  $\varnothing 0.6 \pm 0.05$



Lochbild für Leiterplatte  
 (Bestückungsseite)

Board hole pattern  
 (Component mounting side)



- 1)  $\varnothing 0.6 \pm 0.05$  Durchmesser des metallisierten Loches  
 $\varnothing 0.6 \pm 0.05$  Diameter of finished plated-through hole
- $\varnothing 0.7 \pm 0.02$  Bohrungsdurchmesser des Loches  
 $\varnothing 0.7 \pm 0.02$  Diameter of drilled hole

Schichtaufbau im metallisierten Loch  
 siehe Zeichnung 114406

Metal plating of plated-through hole  
 see drawing 114406

Fehlende Masse und Angaben nach IEC 61076-4-101  
 Missing information and dimensions per IEC 61076-4-101

Bedruckung siehe Zeichnung 401194  
 Marking see drawing 401194

Information : Abschirmblech oben montiert shielding mounted on top BA 2	Tolerances	Scale 2:1 All Dimensions in mm	Designation	
	All rights reserved. Only for information. To insure that this is the latest version of this drawing, please contact one of the ERNI companies before using.		Subject to modification without prior notice. Drawing will not be updated.	ERmet Federleiste B ERmet Female Type B
b Index	0106.2010 Date	www.ERNI.com	354144	1
H:00069816.SZA			ERMB	