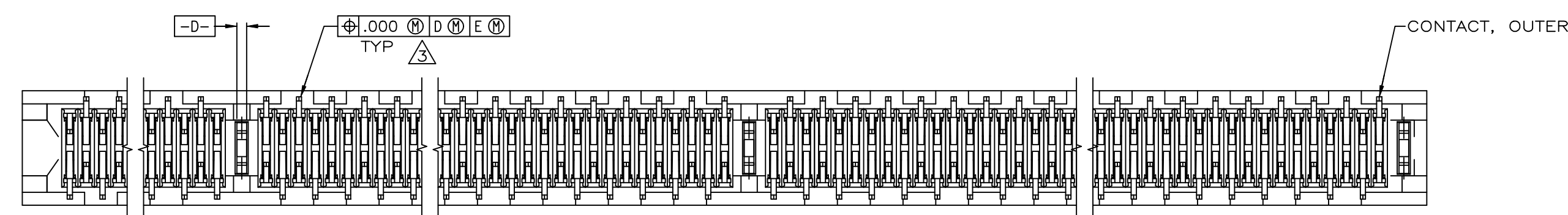
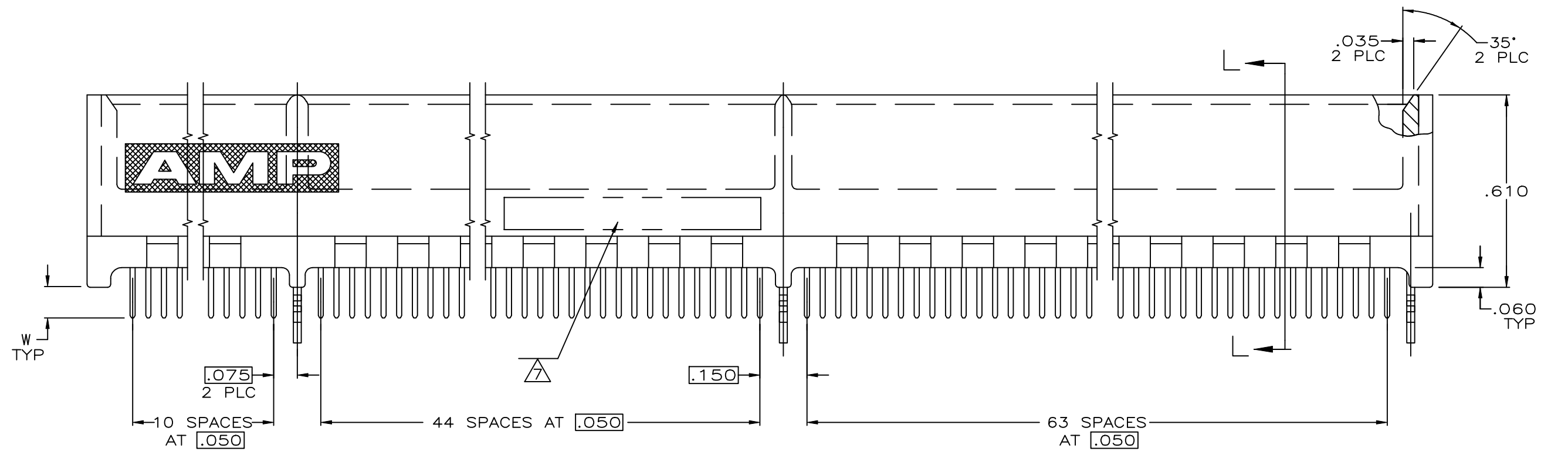
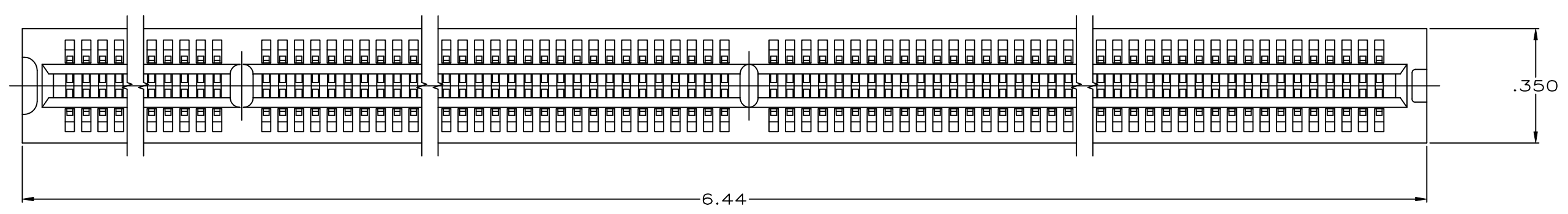
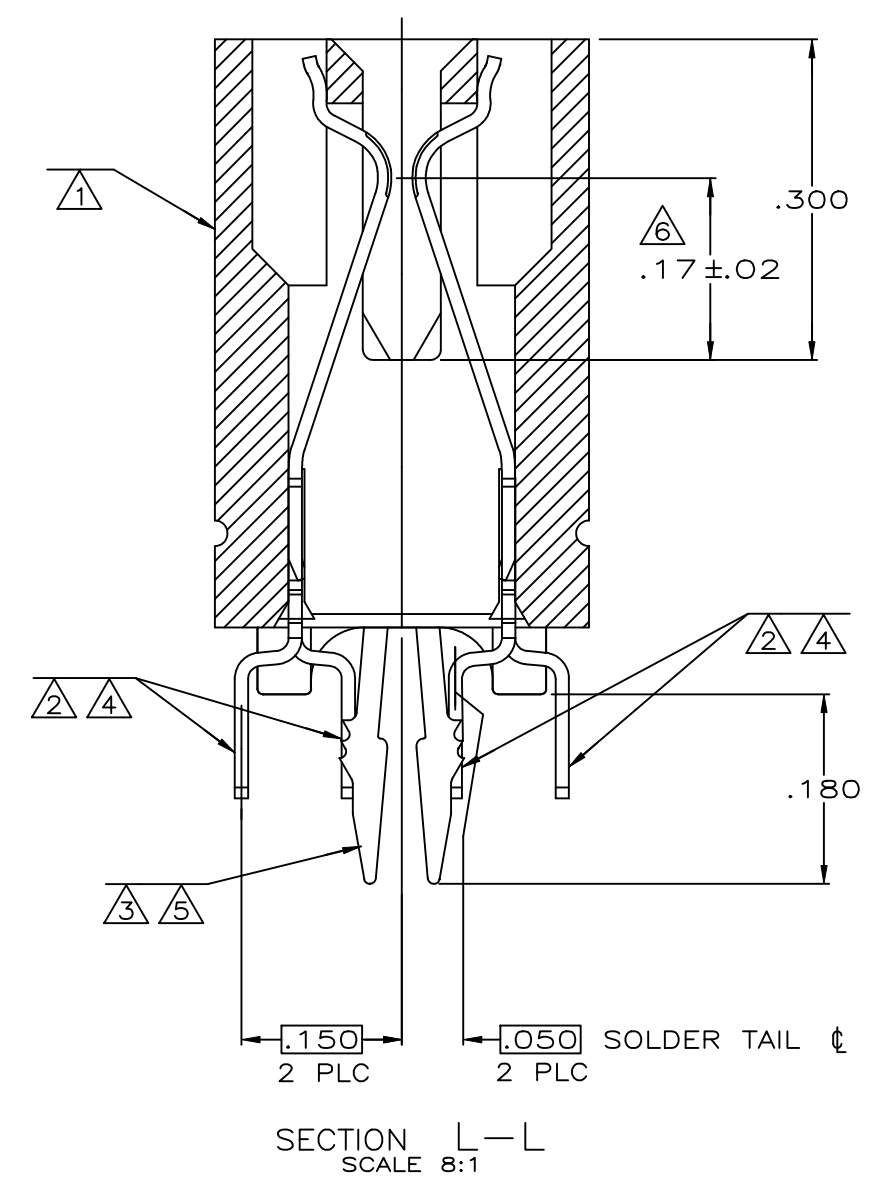


REVISIONS				
P	LTR	DESCRIPTION	DATE	OWN APVD
A		ECO-18-017215	03DEC2018	FL HL



SEE SHEET 2 FOR HOLE PATTERN

- ① HOUSING: HIGH TEMPERATURE THERMOPLASTIC. COLOR: BROWN.
- ② CONTACT: PHOSPHOR BRONZE.
- ③ METAL HOLD DOWN: BRASS
- ④ CONTACT FINISH: .000100 MIN NICKEL ALL OVER.
.000030 MIN GOLD OVER NICKEL IN CONTACT AREA.
.000100 MIN MATTE TIN OVER NICKEL ON SOLDER TAILS.
- ⑤ METAL HOLD DOWN FINISH: .000050 MIN NICKEL ALL OVER.
.000150 MIN MATTE TIN OVER NICKEL ALL OVER.
- ⑥ DISTANCE FROM CONTACT POINT TO BOTTOM OF CARD SLOT.
- △ AMP PART NUMBER, DATE CODE AND CSA LOGO MARKED IN APPROXIMATE AREA SHOWN.



.14	5145031-3
W	PART NUMBER

THIS DRAWING IS A CONTROLLED DOCUMENT.		OWN: AL FRANTUM 22 JUN 05	TE Connectivity Ltd.	
DIMENSIONS: INCHES		CHK: AL FRANTUM 22 JUN 05	CONNECTOR ASSEMBLY, 120 DUAL POSITION, .050 SERIES.	
TOLERANCES UNLESS OTHERWISE SPECIFIED:		APVD: -	RESTRICTED TO	
0 PLC ± -	1 PLC ± .01	PRODUCT SPEC 108-14034	SIZE A1	CAGE CODE 00779
2 PLC ± .01	3 PLC ± .005	APPLICATION SPEC 114-26012	DRAWING NO C=5145031	SCALE 4:1
4 PLC ± -	ANGLES ± °	WEIGHT -	CUSTOMER DRAWING	SHEET 1 OF 2
MATERIAL: ① ②		FINISH: ③ ④ ⑤		REV A

