

XU2S18PP340WL5

Safety thru beam pair photo electric sensors,
Preventa Safety detection, security light curtain
XU2 S, of body, 750...1200 mm, 12...24 V



Main

Range of Product	Telemecanique Safety light curtains XUSL
Product or Component Type	Safety thru-beam pair photo-electric sensors
Device short name	XU2S
Output type	1 safety outputs OSSD PNP
[Sn] nominal sensing distance	26.25 ft (8 m)

Complementary

Detection system	Transmitter-receiver system
[Us] rated supply voltage	12...24 V DC 10...30 V reverse polarity protection
Current consumption	<= 35 mA no-load
Maximum voltage drop	<1.5 V closed)
Switching capacity in mA	<= 100 mA overload and short-circuit protection)
Switching frequency	500 Hz maximum
Electrical connection	Pre-cabled
Line of sight type	90° to case axis
Maximum delay response	1 ms
Maximum delay recovery	1 ms
Cable outer diameter	0.20 in (5 mm)
Cable length	16.40 ft (5 m)
Cable composition	3 x 0.34 mm ² transmitter 4 x 0.34 mm ² receiver
Tightening torque	212.42 lbf.in (24 N.m) fixing nut
Function available	Built-in muting function Light or dark programmable switching
Marking	CE
Material	Nickel plated brass case PMMA (polymethyl methacrylate) lenses
Net Weight	1.07 lb(US) (0.485 kg)

Environment

Standards	EN/IEC 60825-1 EN/IEC 61496-2 EN/IEC 61496-1
Safety level	Can reach PL = c associated with module XPSCM correctly wired EN/ISO 13849-1 Can reach category 2 associated with module XPSCM correctly wired EN/ISO 13849-1 Type 2 IEC 61496-1-2
Ambient air temperature for operation	-13...131 °F (-25...55 °C)
Safety reliability data	PFH = 5.5E-7 1/h with muting function IEC 61508 PFH = 4.6E-7 1/h IEC 61508
Ambient Air Temperature for Storage	-40...158 °F (-40...70 °C)

IP degree of protection	IP67 conforming to EN/IEC 60529
Shock resistance	30 gn 3 axes : 3 times EN/IEC 60068-2-27
Vibration resistance	7 gn 10...55 Hz)EN/IEC 60068-2-6

Ordering and shipping details

Category	22477 - SAFETY MODULES (PREVENTA)
Discount Schedule	SAF2
GTIN	3389110106190
Nbr. of units in pkg.	1
Package weight(Lbs)	15.27 oz (433 g)
Returnability	No
Country of origin	FR

Packing Units

Unit Type of Package 1	PCE
Package 1 Height	2.60 in (6.6 cm)
Package 1 width	3.70 in (9.4 cm)
Package 1 Length	5.12 in (13 cm)
Unit Type of Package 2	S02
Number of Units in Package 2	14
Package 2 Weight	14.37 lb(US) (6.517 kg)
Package 2 Height	5.91 in (15 cm)
Package 2 width	11.81 in (30 cm)
Package 2 Length	15.75 in (40 cm)

Offer Sustainability

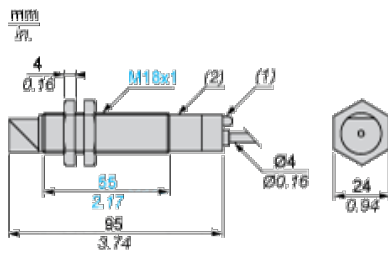
Sustainable offer status	Green Premium product
California proposition 65	WARNING: This product can expose you to chemicals including: Diisononyl phthalate (DINP), which is known to the State of California to cause cancer, and Di-isodecyl phthalate (DIDP), which is known to the State of California to cause birth defects or other reproductive harm. For more information go to www.P65Warnings.ca.gov
REACH Regulation	REACH Declaration
EU RoHS Directive	Pro-active compliance (Product out of EU RoHS legal scope) EU RoHS Declaration
Mercury free	Yes
RoHS exemption information	Yes
Environmental Disclosure	Product Environmental Profile
Circularity Profile	End Of Life Information

Contractual warranty

Warranty	18 months
----------	-----------

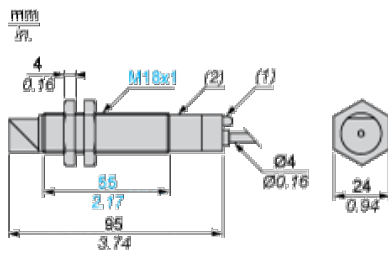
Dimensions

Receiver



- (1) LED
- (2) Potentiometer

Transmitter



- (1) LED
- (2) Potentiometer

Wiring Schemes (3-wire DC)

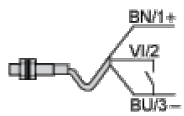
Transmitter



BU : Blue
BN : Brown
VI : Violet
(1) Test

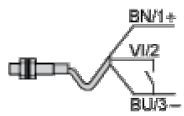
Beam Break Test

Beam Made



BU : Blue
BN : Brown
VI : Violet

Beam Broken



BU : Blue
BN : Brown
VI : Violet

Receiver

Light switching (no object present). PNP output



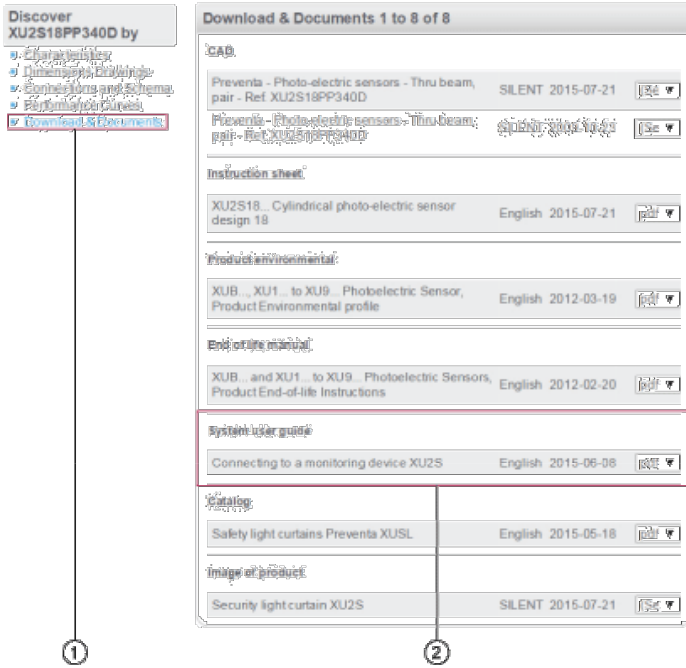
BN : Brown
BU : Blue
BK : Black
OG : Orange

Dark switching (no object present). PNP output



BN : Brown
BU : Blue
BK : Black
OG : Orange

Connecting to a Safety Module

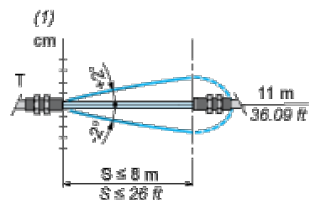


- 1 : Click on Download & Documents
- 2 : Click on System user guide

To have all connection schematics concerning our safety module, select "download and document" and download the file "Connecting to a monitoring device XU2S"

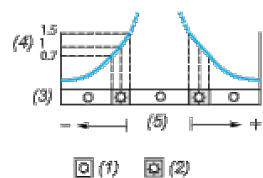
Curves

Infrared Detection Curve



- (1) \varnothing of beam

Verification of Correct Operation



- (1) LED off
- (2) LED on
- (3) Red LED
- (4) Signal level
- (5) Optimum alignment