

10GBASE-T PoE(++) TRANSFORMER MODULES

Ruggedized

10GB-6011(X)



- Compliant with IEEE 802.3 standards
- 120µH OCL with 9mA DC bias, at 100KHz 100mV
- Current Rating: 300mA Max per pair
- Operating temperature:
 - 10GB-6011: -40°C to +85°C
 - 10GB-6011X: -55°C to +125°C
- Storage temperature: -55°C to +125°C
- Terminal finish: Sn/Pb, (Pure tin for RoHS version)
- MSL: 3

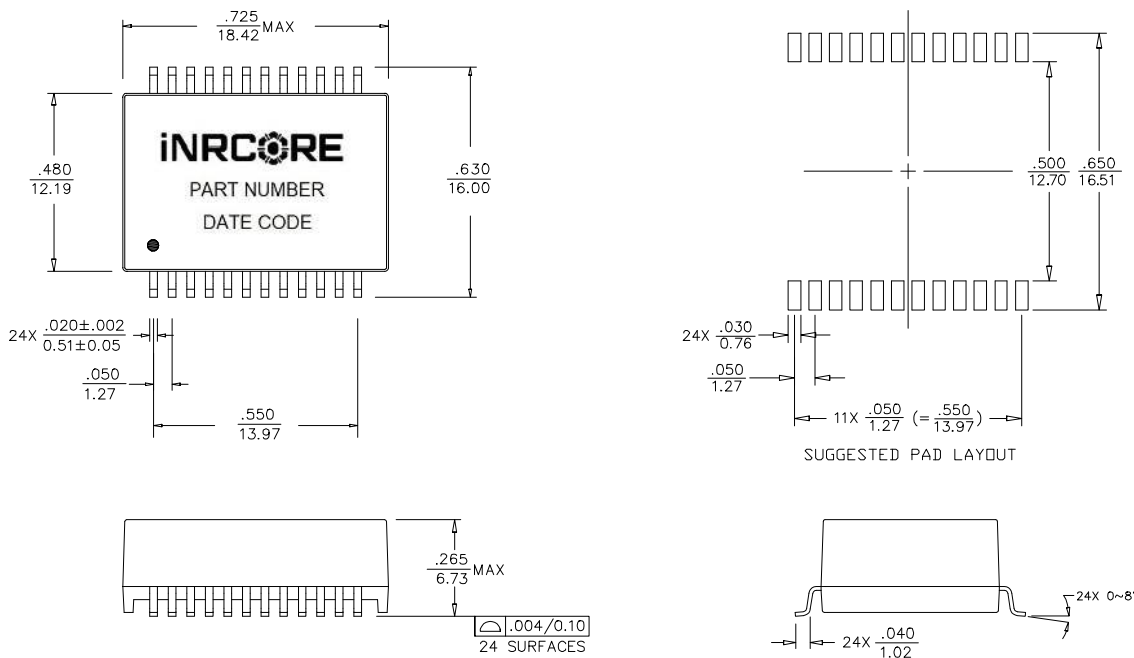
Electrical Specifications @ 25°C

Part Number	Insertion Loss (dB Max)			Return Loss (dB Min)					Crosstalk (dB Min)				DM to CM Rejection Ratio (dB Min)			Dielectric Withstanding Voltage @5s (Vrms MIN)
	100 KHz	1-300 MHz	400-500 MHz	1 MHz	100 MHz	300 MHz	400 MHz	500 MHz	1 MHz	100 MHz	400 MHz	500 MHz	1 MHz	250 MHz	500 MHz	
10GB-6011	-3.0	-1.2	-3.0	-22	-20	-12	-10	-8	-40	-37	-30	-25	-40	-30	-22	1500
10GB-6011X	-3.0	-1.2	-3.0	-22	-20	-12	-10	-8	-40	-37	-30	-25	-40	-30	-22	1500

Notes: 1. Add suffix "T" to part number for Tape & Reel package (i.e.: **10GB-6011XT**). 2. Add suffix NL for RoHS compliant part; i.e. (**10GB-6011XNL**).

Mechanical

10GB-6011(X)



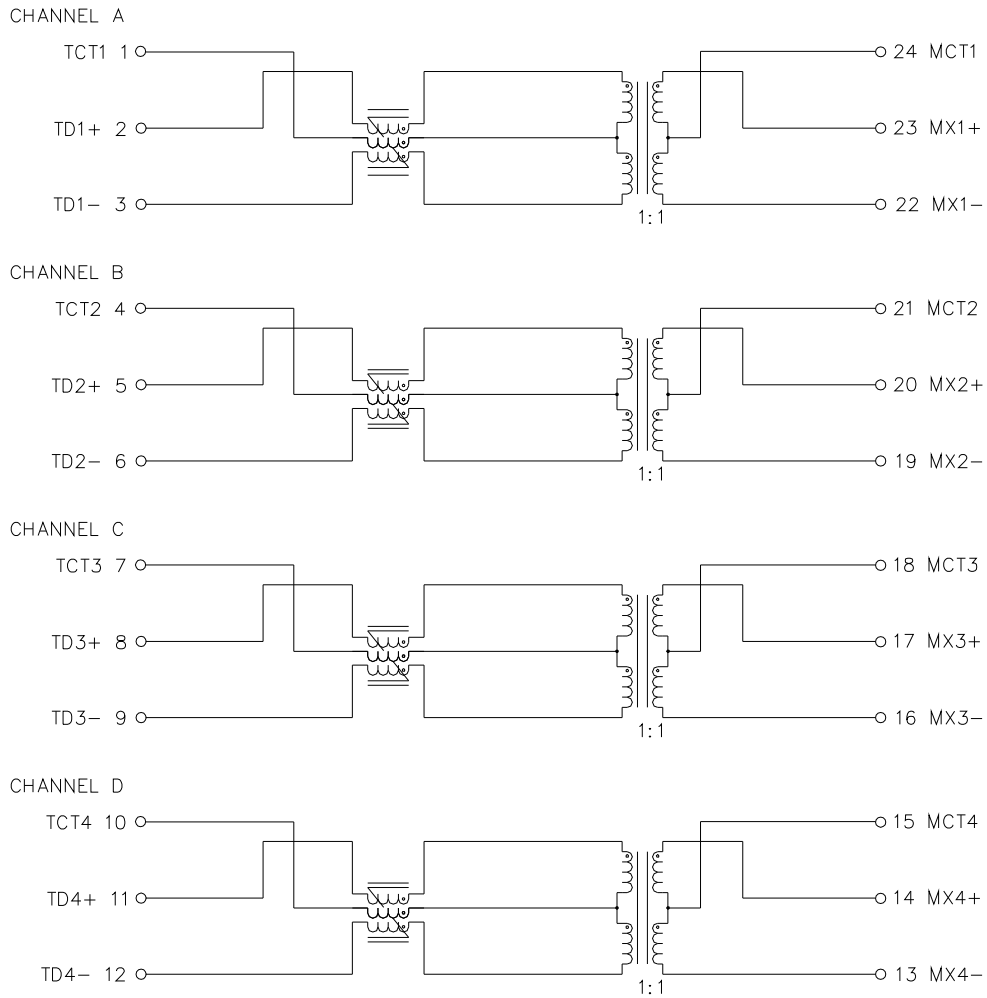
Weight.....3.6grams MAX
Tape & Reel.....250pcs/reel
Tube.....25pcs/tube

Dimensions: Inches
Unless otherwise specified,
all tolerances are ±.010

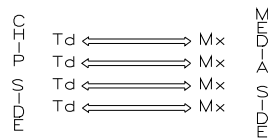


Schematic

10GB-6011(X)

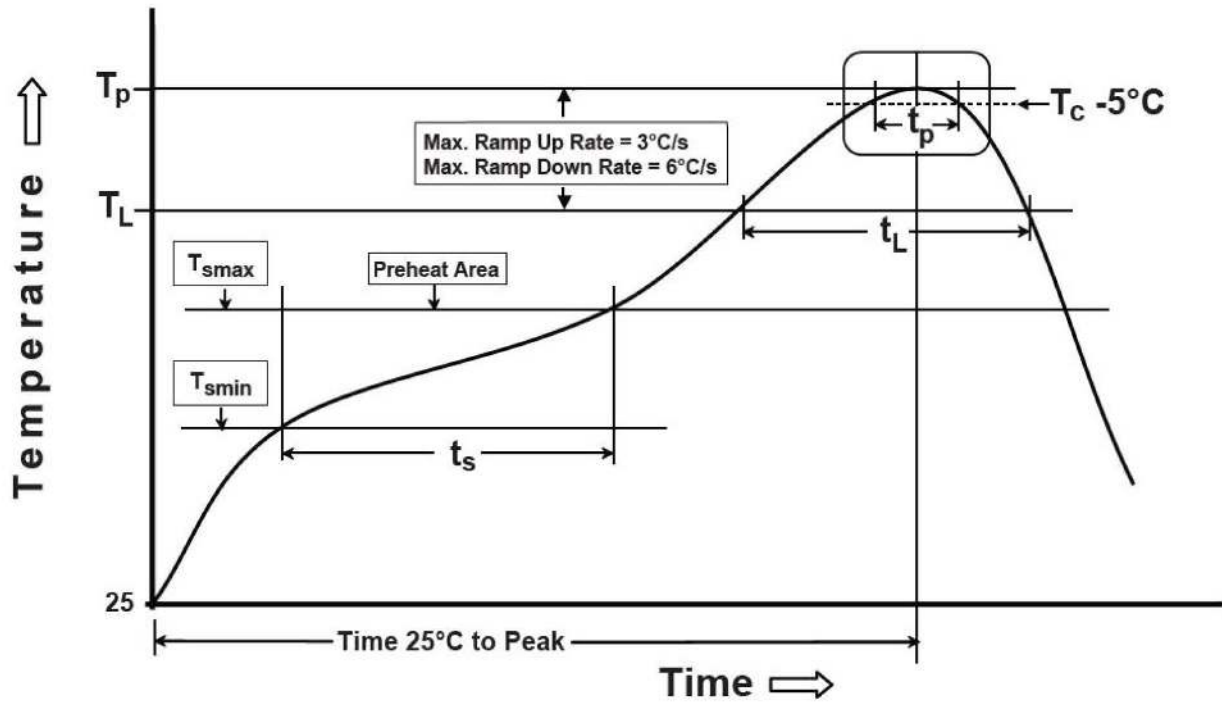


LEGEND



ALL CHANNELS ARE
IN PHASE BETWEEN
INPUT AND OUTPUT

Tin/Lead Recommended Reflow Profile (Based on J-STD-020D)

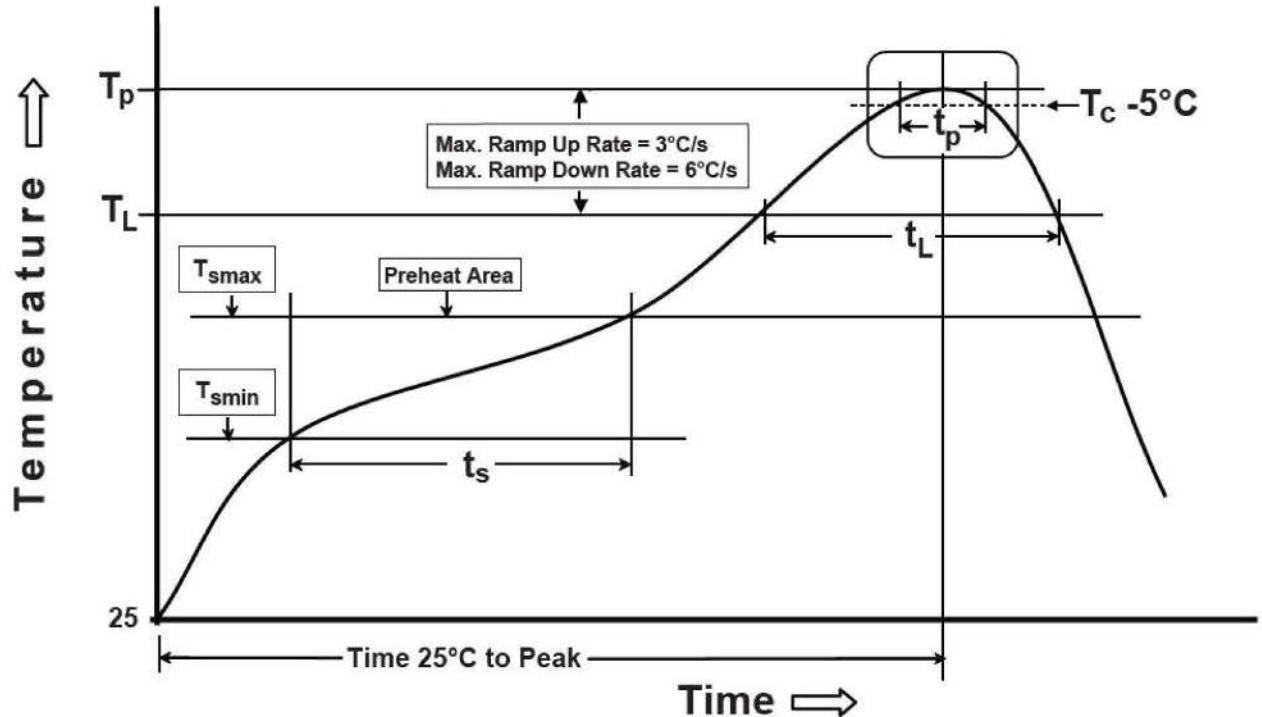


T_{SMIN} (°C)	T_{SMAX} (°C)	T_L (°C)	T_P (°C MAX)	t_s (s)	t_L (s)	t_p (s MAX)	Ramp-up rate (T_L to T_P)	Ramp-down rate (T_P to T_L)	Time 25°C to peak temperature (s MAX)
100	150	183	235	60-120	60-150	20	3°C/s MAX	6°C/s MAX	360

Notes:

1. All temperatures measured on the package leads.
2. Maximum times of reflow cycle: 2.

Non-Lead Recommended Reflow Profile (Based on J-STD-020D)



T_{SMIN} (°C)	T_{SMAX} (°C)	T_L (°C)	T_P (°C MAX)	t_s (s)	t_L (s)	t_p (s MAX)	Ramp-up rate (T_L to T_P)	Ramp-down rate (T_P to T_L)	Time 25°C to peak temperature (s MAX)
150	200	217	245	60-120	60-150	30	3°C/s MAX	6°C/s MAX	480

Notes:

1. All temperatures measured on the package leads.
2. Maximum times of reflow cycle: 2.

For More Information

iNRCORE, LLC
311 Sinclair Road Bristol,
PA 19007-6812 U.S.A
Tel: + 1.215.781.6400
Fax: +1.215.7816430

Global Sales Representatives and Locations:
<http://www.inrcore.com>

Performance warranty of products offered on this data sheet is limited to the parameters specified. Data is subject to change without notice. Other brand and product names mentioned herein may be trademarks or registered trademarks of their respective owners. © Copyright, 2020. iNRCORE, LLC. All rights reserved.

