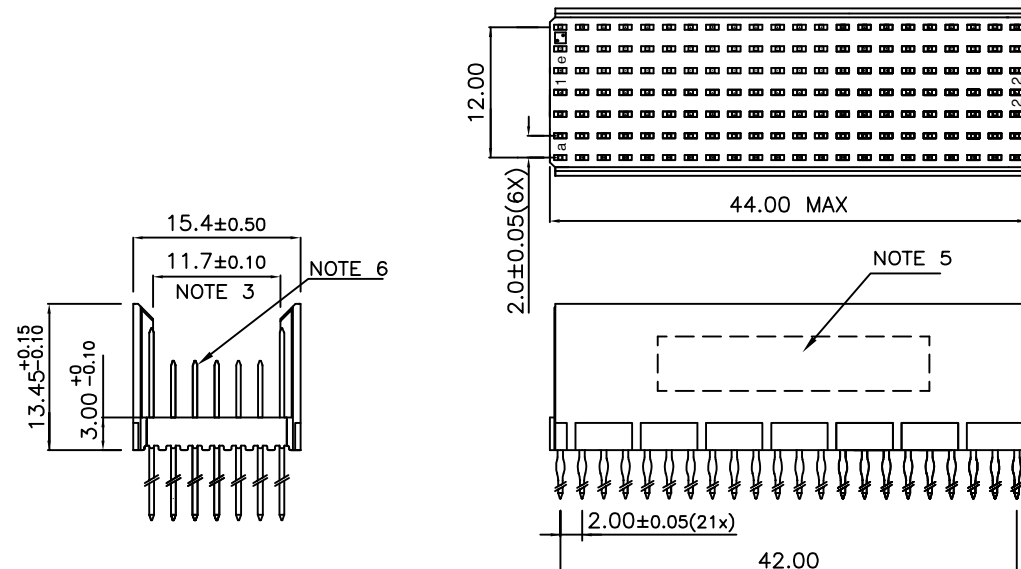


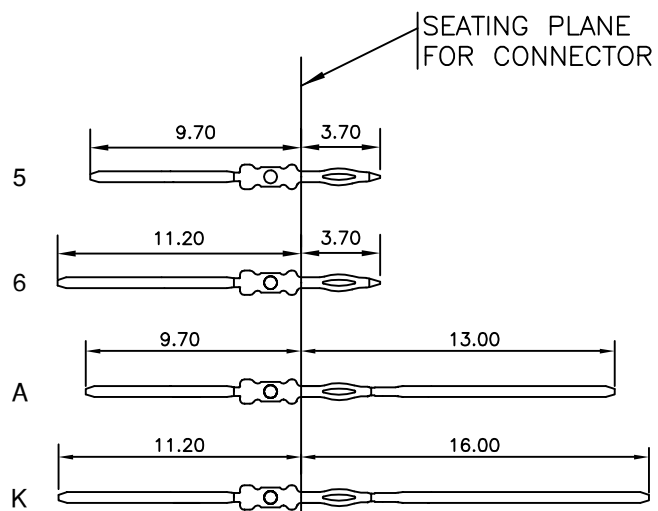
LOADING PATTERN MATING SIDE

f	K	K	K	K	K	K	K	K	6	6	6	6	6	6	6	6	6	6	6	6
e	A	A	A	A	A	A	A	A	5	5	5	5	5	5	5	5	5	5	5	5
d	A	A	A	A	A	A	A	A	5	5	5	5	5	5	5	5	5	5	5	5
c	A	A	A	A	A	A	A	A	5	5	5	5	5	5	5	5	5	5	5	5
b	A	A	A	A	A	A	A	A	5	5	5	5	5	5	5	5	5	5	5	5
a	A	A	A	A	A	A	A	A	5	5	5	5	5	5	5	5	5	5	5	5
z	K	K	K	K	K	K	K	K	6	6	6	6	6	6	6	6	6	6	6	6
P	0								1											
O	1								5											
S																				

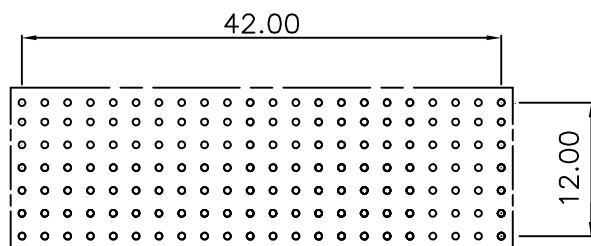
LOADED CONNECTOR ASSEMBLY
(FOR EXAMPLE)



CONTACT OVERVIEW



LAY-OUT P.C.B.-HOLE



HM2P70PKG315 LEAD FREE INDICATOR : LF = LEAD FREE (DIGIT 15 & 16)
PLATING CODE (DIGIT 13 AND 14)
(REF DRW NO. BS,C , 201844 , 003)

NOTES

- THIS PRODUCT IS CSA APPROVED.
- THIS PRODUCT IS UL RECOGNIZED.
- MEASURED AT THE BOTTOM.
- MATERIAL CONTACT: PHOSPHORBRONZE
HOUSING: CREAM WHITE GLASS FILLED POLYESTER UL-94V0
- CONNECTOR PRINTED WITH P/N AND DATE CODE.
- FOR ACTUAL CONTACT LOADINGS, SEE LOADING PATTERN MATING SIDE.
- SHAPE OF CONNECTOR HOUSING CAN ALTER DEPENDING ON PRODUCTION LOCATION
- THE PRODUCT (LF) MEETS EUROPEAN UNION DIRECTIVES AND OTHER COUNTRY REGULATIONS AS DESCRIBED IN GS-22-008
- FOR RECOMMENDED PTH DIMENSIONS REFER DRAWING : BS, A , 201572 , 001

CATALOG NO: HM2P70PKG315- - -

mat'l. code SEE NOTE 4				surface ISO 1302 ✓		tolerance ISO 406 ISO 1101		projection MM		product family MLLIPACS			
litr				ecn no		dr		date		tolerances unless otherwise specified		title	
A				105-0023		MINI		2005-02-18		angles		linear	
B				105-0199		MINI		2005-11-05		0°±1°		linear	
C				106-0099		MINI		2006-07-03		0°±1°		linear	
						dr		MINI K VANDANATH		2005-02-18		sheet 1 of 1	
						enr		BIJU K PAUL		2005-02-18		size	
						chr		BIJU K PAUL		2006-07-03		A3	
						appd		BIJU K PAUL		2006-07-03		type	
sheet index				revision sheet		c						Product Customer Drawing	
1				1									