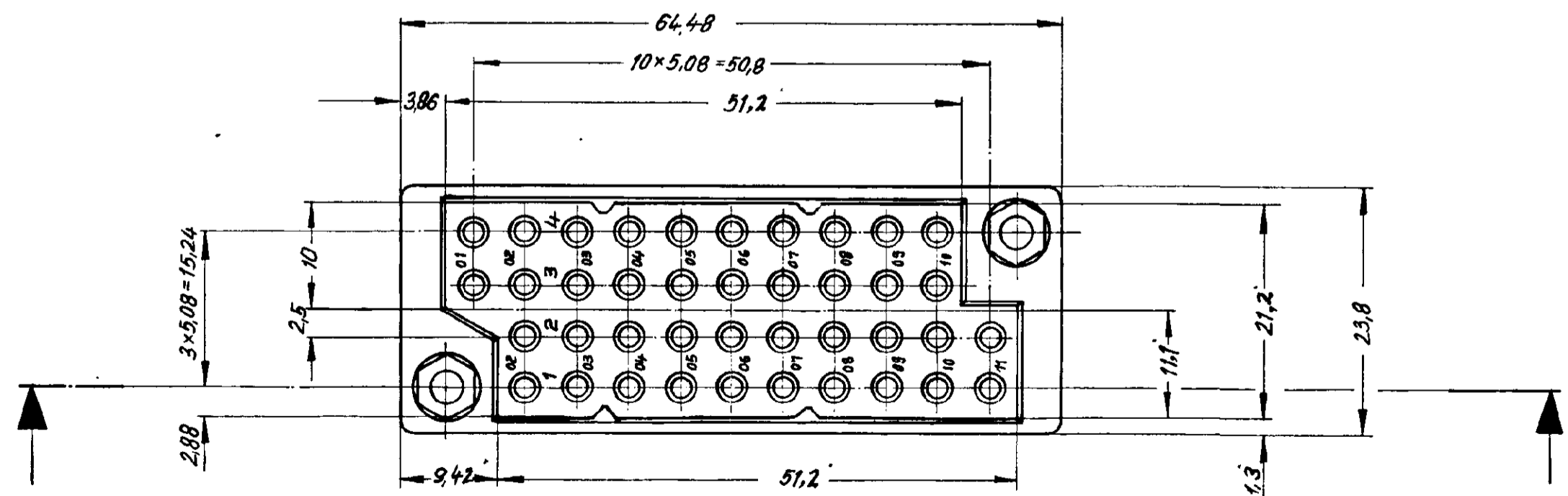
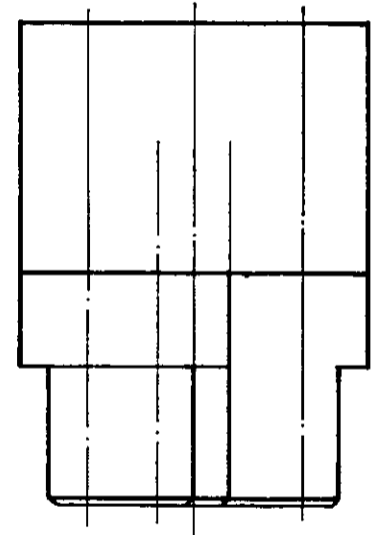
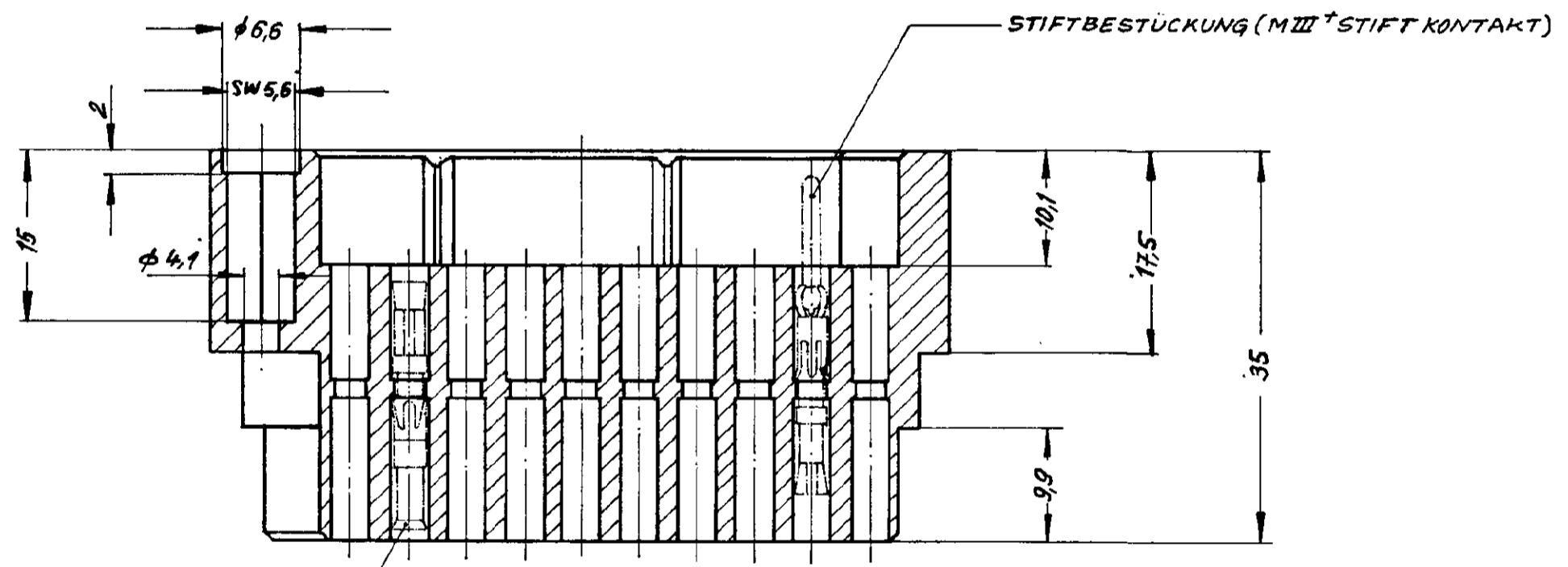
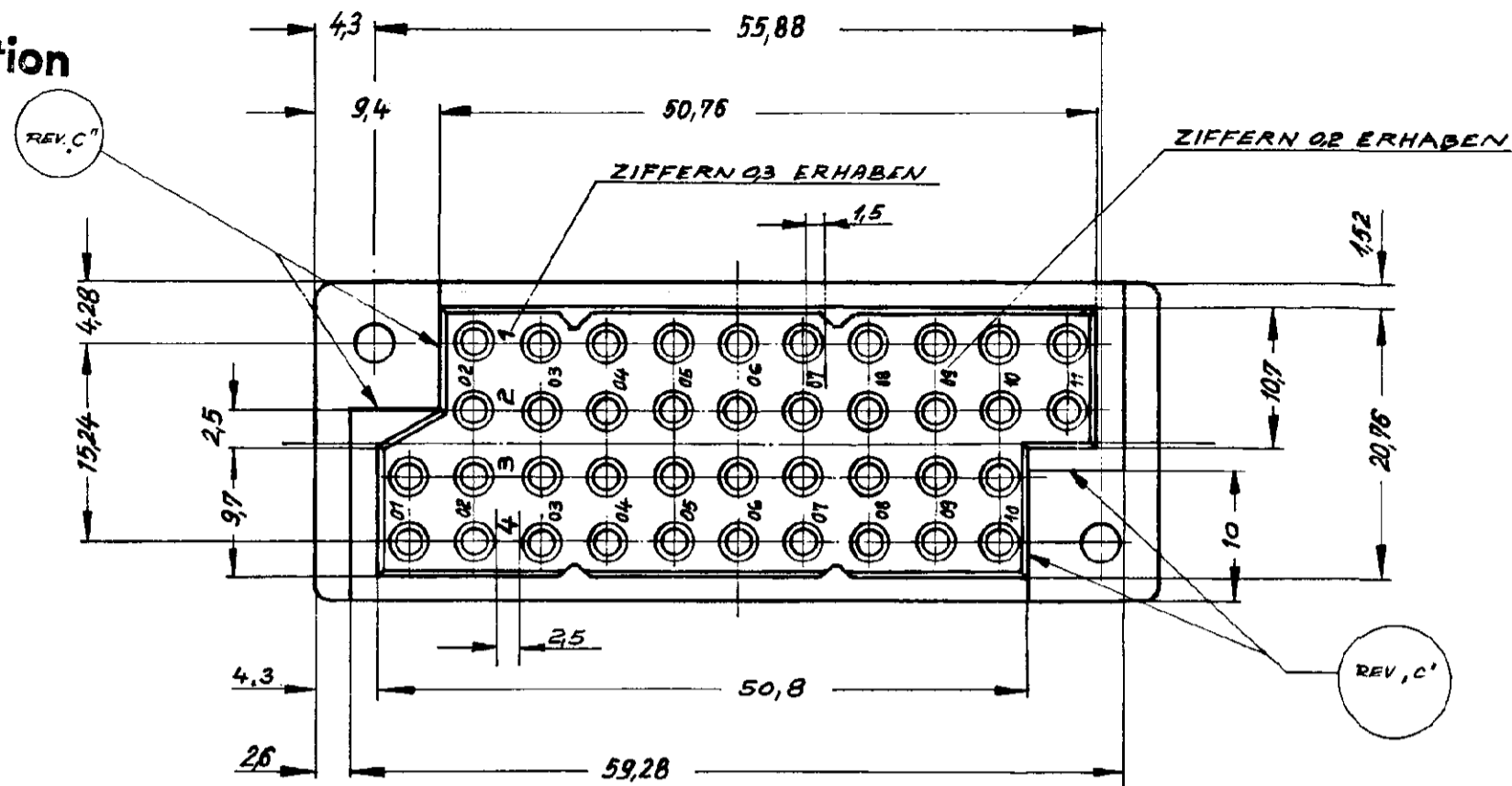


European Projection

ZEICHNUNG GÜLTIG AB ...KW...07/82



925 256-2	PA 6.6 25GV (V-0)	SCHWARZ
925 256-1	PA 30GV	NATUR
BESTELL-NR.	WERKSTOFF	FARBE

CUSTOMER COPY
REFERENCE ONLY

USED ON
 72-9245
 NOT FURTHER DISCLOSURE IS MADE BY YOU TO OTHER THAN AMP PERSONNEL WITHOUT WRITTEN AUTHORIZATION FROM AMP INCORPORATED, HARRISBURG, PA.
 DIMENSIONS IN INCHES. DO NOT SCALE PRINT.
 PRINT DIST

925 256-2 HINBAU FORMUL GEBÜ. (MAß 8,1 und 8,5 erhöht) MAß 4,3 war 4,01, 50,8 war 50,76 MAß SW 5,6 war 5,57 ϕ 4,1 war 3,12 35 war 35,3; Maximal 17,5 35,3 WRK 34	SW 36 174 Kell 573	REQUIRED PER ASSEMBLY		DWG SIZE	NUMBER	NAME	ITEM NO.		
		UNLESS OTHERWISE SPECIFIED		DR R. Lutz/03.1.83	APP	Deutsche AMP G.m.b.H. Langen b. Ffm. Germany		REV D	
		CHK	REL	TERMINAL	TYPE	FIRST USED	LOC	G	C-925256
		SCALE	NAME	Buchsengehäuse 40-polig 2-1					