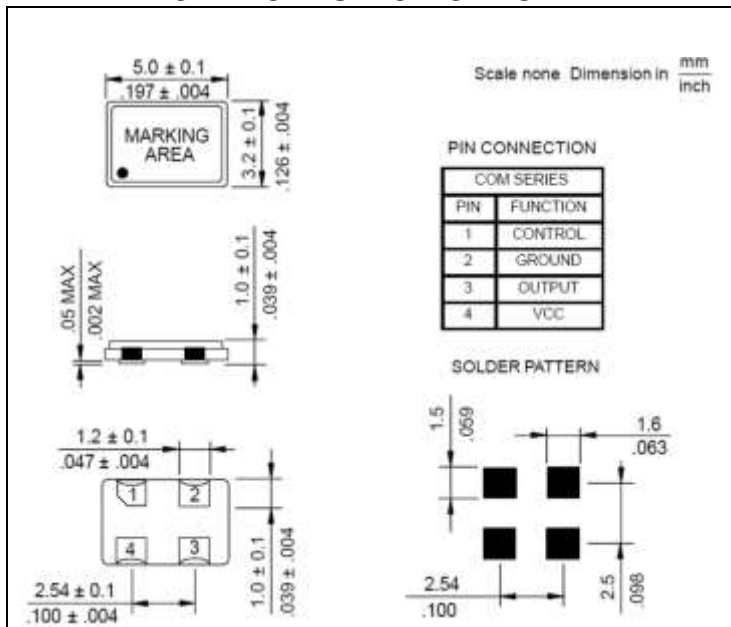


ELECTRICAL SPECIFICATION

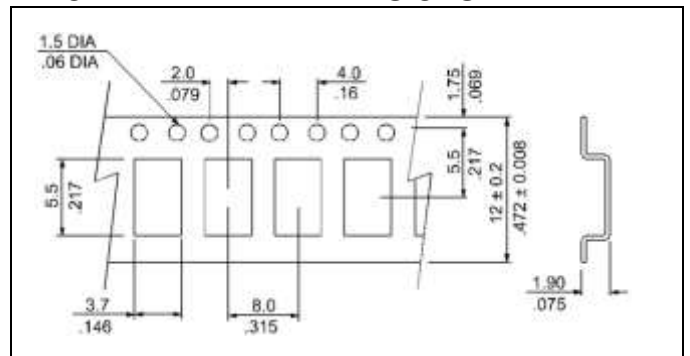
PARAMETER	SYMBOL	CONDITIONS	VALUE	UNIT
Nominal Frequency	f_0	Ta=25°C	50.000	MHz
Supply voltage range	V _{CC}	---	3.3	VDC
Supply current, max	I _S	Ta=25°C	40	mA
Operating temperature	Ta	---	-40 to +85	°C
Storage temperature	T _(stg)	Absolute max	-55 ~ +125	°C
Frequency Tolerance	$\Delta f/f_0$	Inclusive of 25°C Tolerance and Changes due to Operating Temperature, Supply Voltage, Load, Aging, Shock and Vibration	±50	ppm
Output Voltage	V _{OL}	Logic "0" Level	0.1 x V _{CC}	VDC
	V _{OH}	Logic "1" Level	0.9 x V _{CC}	VDC
Output Load	---	CMOS Output	15	pF
Enable / Disable Function	E/D	Pin 1: N.C. (Open) or High	Pin 3 – Oscillation (Enabled)	
		Pin 1: Low	Pin 3 – High Impedance (Disabled)	
Symmetry (Duty Cycle)	DC	@50% V _{DD}	45 to 55	%
Rise Time and Fall Time	tr / tf	@10% to 90% V _{DD}	10	ns
Enable/Disable Time	---	---	150	nsec
Stand-by Current	I _(std-by)	---	100	µA

MECHANICAL SPECIFICATION



NOTE: A capacitor of 0.01 µF between V_{CC} and Ground is recommended

CARRIER TAPE DIMENSIONS



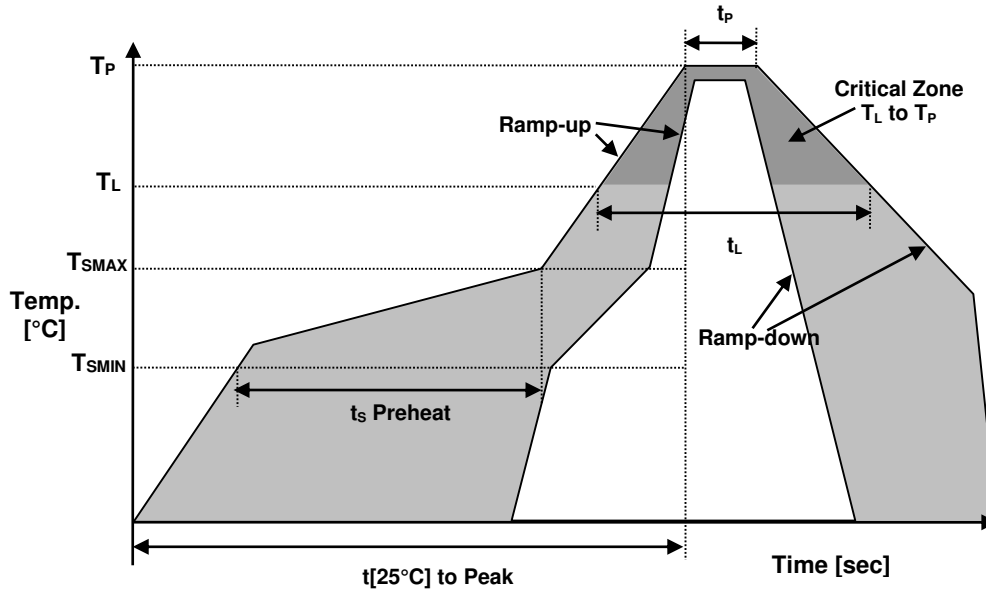
NOTE: REFER TO EIA-481 FOR DIMENSIONS NOT LISTED

PACKAGING

178 mm REEL DIAMETER
 24 mm TAPE WIDTH, 4 mm PITCH
 QUANTITY: 1000 PIECES PER REEL

IN ACCORDANCE WITH EIA-481

REFLOW PROFILE



Reflow profile		
Temperature Min Preheat	T_{SMIN}	150°C
Temperature Max Preheat	T_{SMAX}	200°C
Time (T_{SMIN} to T_{SMAX})	t_s	60-180 sec.
Temperature	T_L	217°C
Peak Temperature	T_P	260°C
Ramp-up rate	R_{UP}	3°C/sec max.
Ramp-down rate	R_{DOWN}	6°C/sec max.
Time within 5°C of Peak Temperature	t_p	10 sec.
Time $t_{[25^\circ\text{C}]}$ to Peak Temperature	$t_{[25^\circ\text{C}]}$ to Peak	480 sec.
Time	t_L	60-150 sec.

ENVIRONMENTAL

PARAMETER	VALUE
MOISTURE SENSITIVITY LEVEL	1
RoHS2	6/6 COMPLIANT & LEAD FREE
REACH-SVHC	COMPLIANT
HALOGEN-FREE	COMPLIANT
TERMINATION FINISH	Au



• **MARKING**

Rx50.00
•3BEyw

x – Internal Production ID code
y – Year code
w – Week code

YEAR CODE	
Year	Code
2011	1
2012	2
2013	3
2014	4
2015	5
2016	6
2017	7
2018	8
2019	9

ALPHA WEEK CODE TABLE					
Week	Code	Week	Code	Week	Code
1	a	19	s	37	K
2	b	20	t	38	L
3	c	21	u	39	M
4	d	22	v	40	N
5	e	23	w	41	O
6	f	24	x	42	P
7	g	25	y	43	Q
8	h	26	z	44	R
9	i	27	A	45	S
10	j	28	B	46	T
11	k	29	C	47	U
12	l	30	D	48	V
13	m	31	E	49	W
14	n	32	F	50	X
15	o	33	G	51	Y
16	p	34	H	52	Z
17	q	35	I		
18	r	36	J		

• **APPROVAL**

RALTRON	
DRAWN BY:	CP, May 26, 2015
APPROVED BY:	CP, May 26, 2015
REVISION:	A, Initial Release