

**Inolux 5mm Bi-Color Through Hole Lamp
 HV-5XXXXX Series**

Official Product	HV-5XXXXX series	Customer Part No.		Data Sheet No.
	*****	*****		HV-5XXXXX series
Specifications are subject to change without notice. Data and drawings herein are copyrighted.		June 26, 2013	Version of 1.0	Page 1/8

DISCLAIMER

INOLUX reserves the right to make changes without further notice to any products herein to improve reliability, function or design. INOLUX does not assume any liability arising out of the application or use of any product or circuit described herein; neither does it convey any license under its patent rights, nor the rights of others.

LIFE SUPPORT POLICY

INOLUX's products are not authorized for use as critical components in life support devices or systems without the express written approval of the President of INOLUX or INOLUX INTERNATIONAL. As used herein:

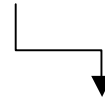
1. Life support devices or systems are devices or systems which, (a) are intended for surgical implant into the body, or (b) support or sustain life, and (c) whose failure to perform when properly used in accordance with instructions for use provided in the labeling, can be reasonably expected to result in a significant injury of the user.

2. A critical component in any component of a life support device or system whose failure to perform can be reasonably expected to cause the failure of the life support device or system, or to affect its safety or effectiveness.

Official Product	HV-5XXXXX series	Customer Part No.		Data Sheet No.
	*****	*****		HV-5XXXXX series
Specifications are subject to change without notice. Data and drawings herein are copyrighted.		June 26, 2013	Version of 1.0	Page 2/8

Orderable Information

H V - 5 X X X X - Y Y Y Y

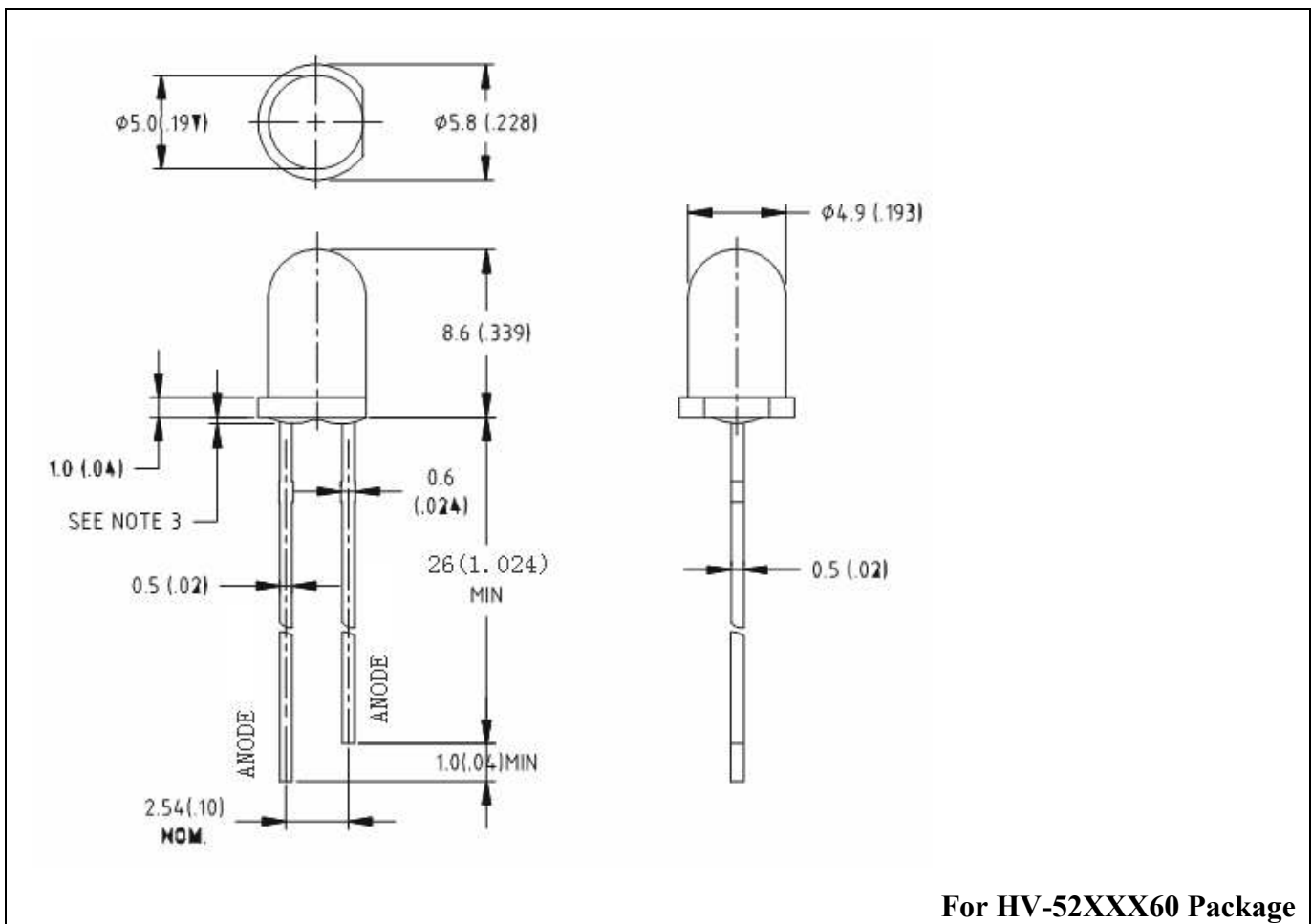


Series Name	Color Code	Viewing Angle	Customer Code
HV= Inolux Through Hole Lamp	RYG= 625nm Red/570nm Yellow Green YYG= 590nm Yellow/570nm Yellow Green	60= 60° 70= 70°	YYYY = Customer code

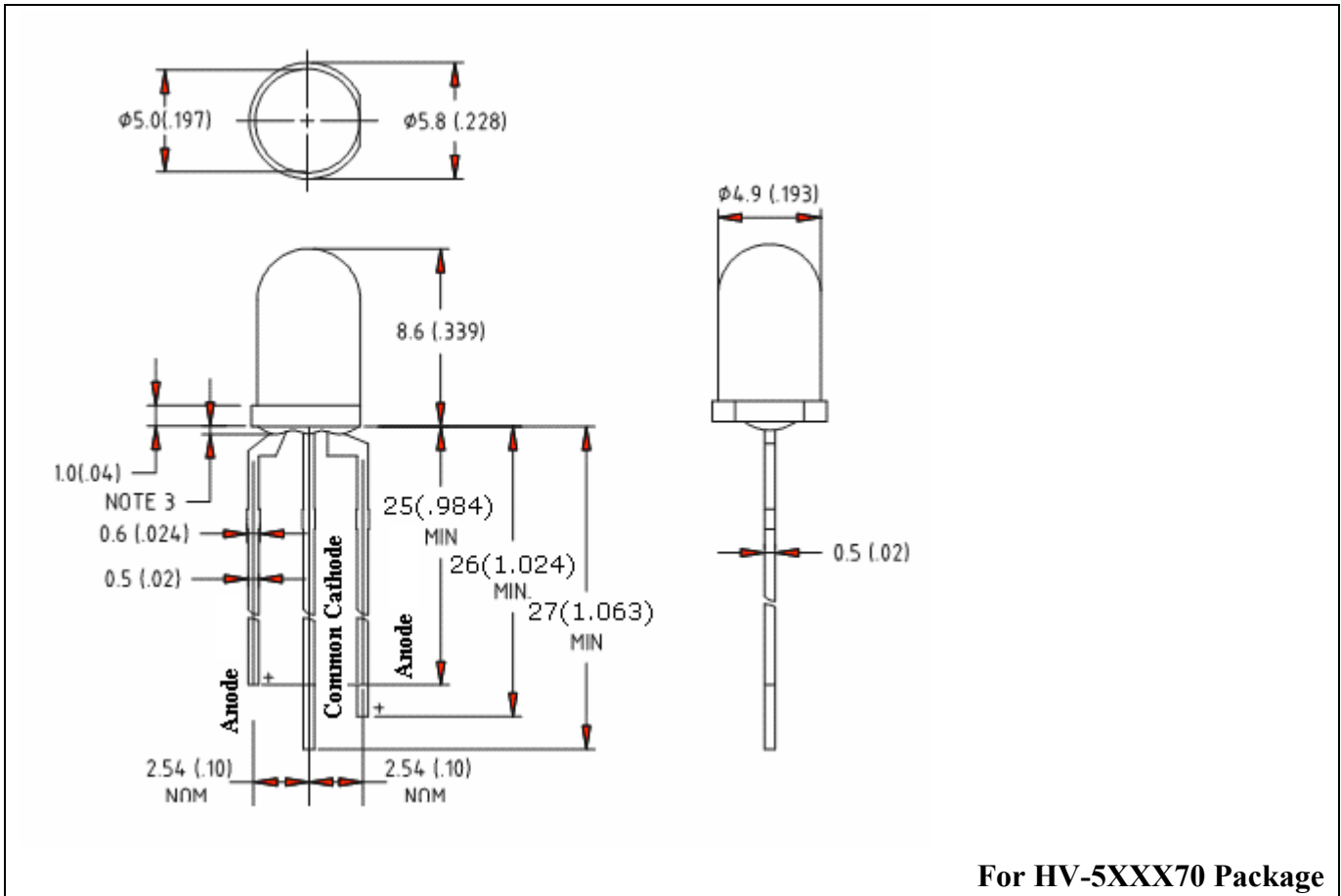
Official Product	HV-5XXXXX series	Customer Part No.		Data Sheet No.
	*****	*****		HV-5XXXXX series
Specifications are subject to change without notice. Data and drawings herein are copyrighted.		June 26, 2013	Version of 1.0	Page 3/8

Features:

- Bi-Color
- Popular 5mm through hole package
- White Diffused Lens
- GaAsP/GaP technology
- Solid state reliability
- Special packaging available upon request



Official Product	HV-5XXXXX series	Customer Part No.	Data Sheet No.
	*****	*****	HV-5XXXXX series
Specifications are subject to change without notice. Data and drawings herein are copyrighted.	June 26, 2013	Version of 1.0	Page 4/8



-All Dimensions are in millimeters

-Tolerance = +/- 0.25mm

Official Product	HV-5XXXXX series	Customer Part No.	Data Sheet No.
	*****	*****	HV-5XXXXX series
Specifications are subject to change without notice. Data and drawings herein are copyrighted.	June 26, 2013	Version of 1.0	Page 5/8

Absolute Maximum Ratings at Ta=25C

Parameter	Symbol	GaAsP/GaP	Unit
Power Dissipation	P _d	78	mW
Reverse Voltage	V _r	5	V
Forward Current	I _F	30	mA
Reverse Current	I _r	10	μA
Peak Current (1/10 Duty Cycle, 0.1ms pulse width)	I _F (Peak)	100	mA
Operating Temperature Range	T _{opr}	-40 to +80	° C
Storage Temperature Range	T _{stg}	-40 to +85	° C
Lead Soldering Temp	T _{sol}	260	° C

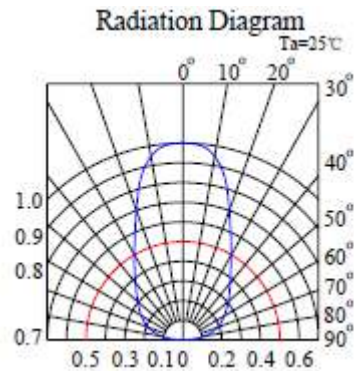
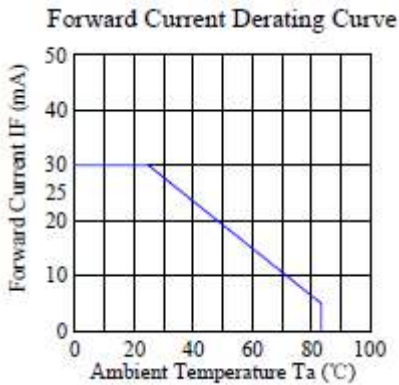
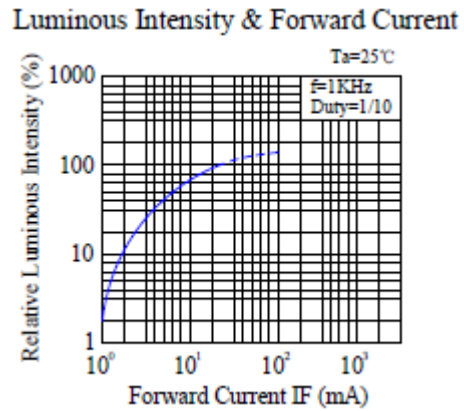
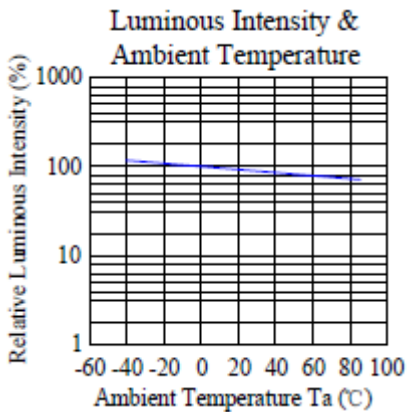
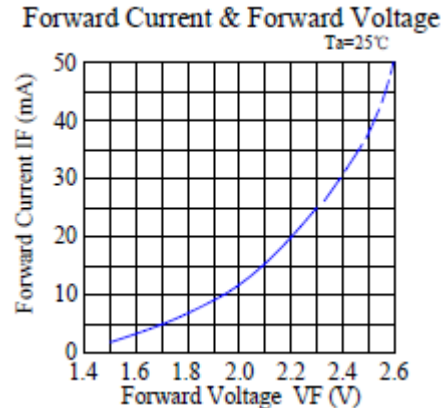
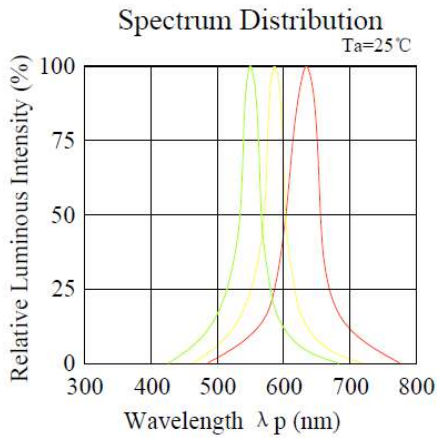
Electrical and Optical Characteristic (@ 25 degree C)

Parameter	R	Y	YG	Test Condition
Luminous Intensity:				
Min (mcd)	1.0	1.0	1.0	If=10mA
Typ (mcd)	2.0	2.0	2.0	If=10mA
Forward voltage (Vf)				
Typ	2.0	2.0	2.0	If=10mA
Max	2.4	2.4	2.4	If=10mA
Dominant Wavelength (nm)	625	590	570	If=10mA

- Brightness tolerance = +/- 10%

Official Product	HV-5XXXXX series	Customer Part No.		Data Sheet No.
	*****	*****		HV-5XXXXX series
Specifications are subject to change without notice. Data and drawings herein are copyrighted.		June 26, 2013	Version of 1.0	Page 6/8

Characteristic Curves for R, Y and YG



Official Product	HV-5XXXXX series	Customer Part No.	Data Sheet No.
	*****	*****	HV-5XXXXX series
Specifications are subject to change without notice. Data and drawings herein are copyrighted.	June 26, 2013	Version of 1.0	Page 7/8

Revision History

Changes since last revision	Page	Version No.	Revision Date
Initial release for 5mm Bi-Color Lamp		1.0	06-26-2013

Official Product	HV-5XXXXX series	Customer Part No.	Data Sheet No.
	*****	*****	HV-5XXXXX series
Specifications are subject to change without notice. Data and drawings herein are copyrighted.	June 26, 2013	Version of 1.0	Page 8/8