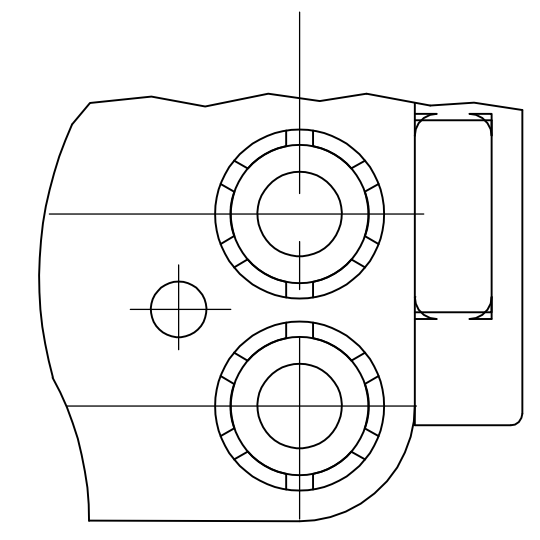
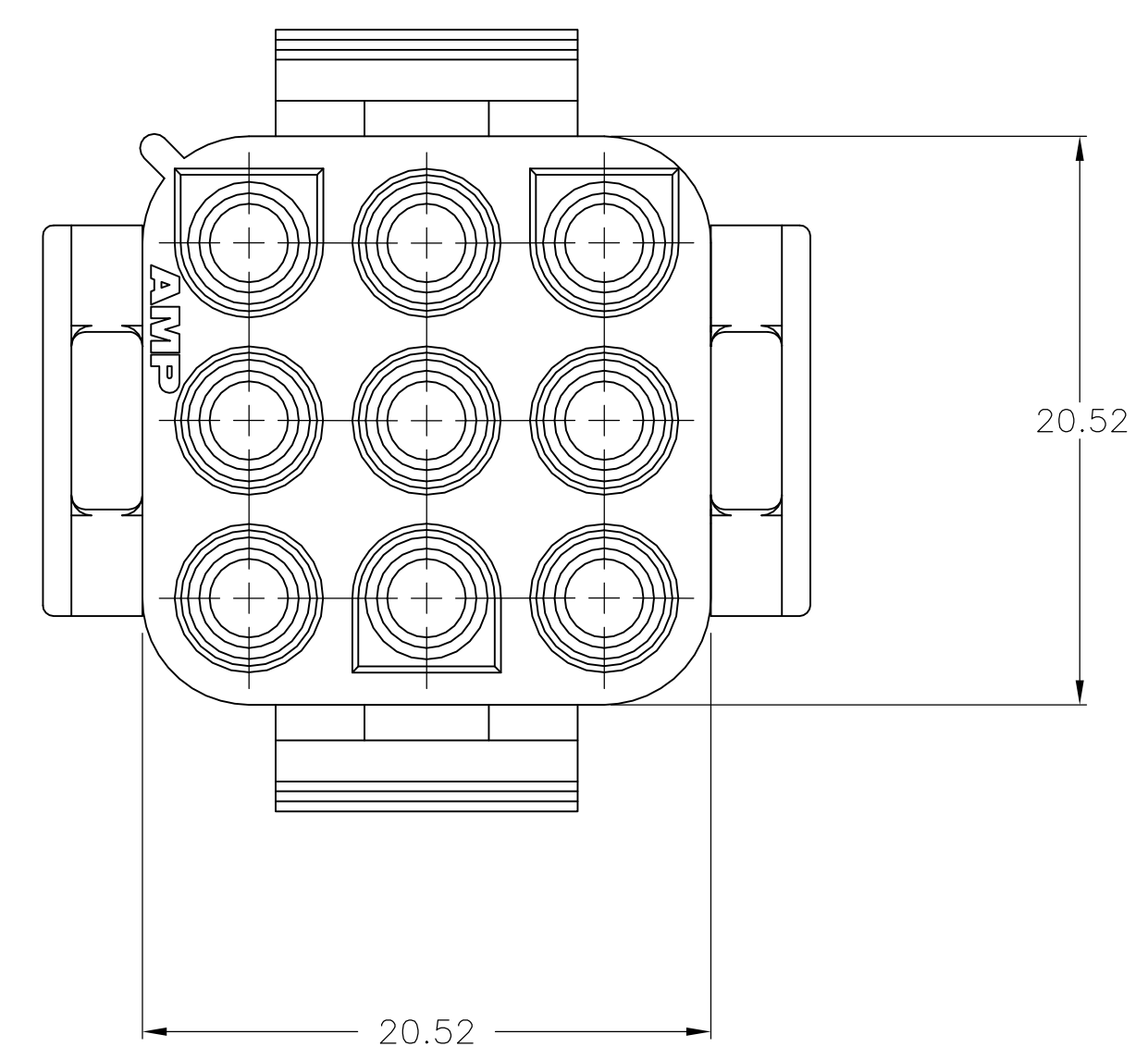
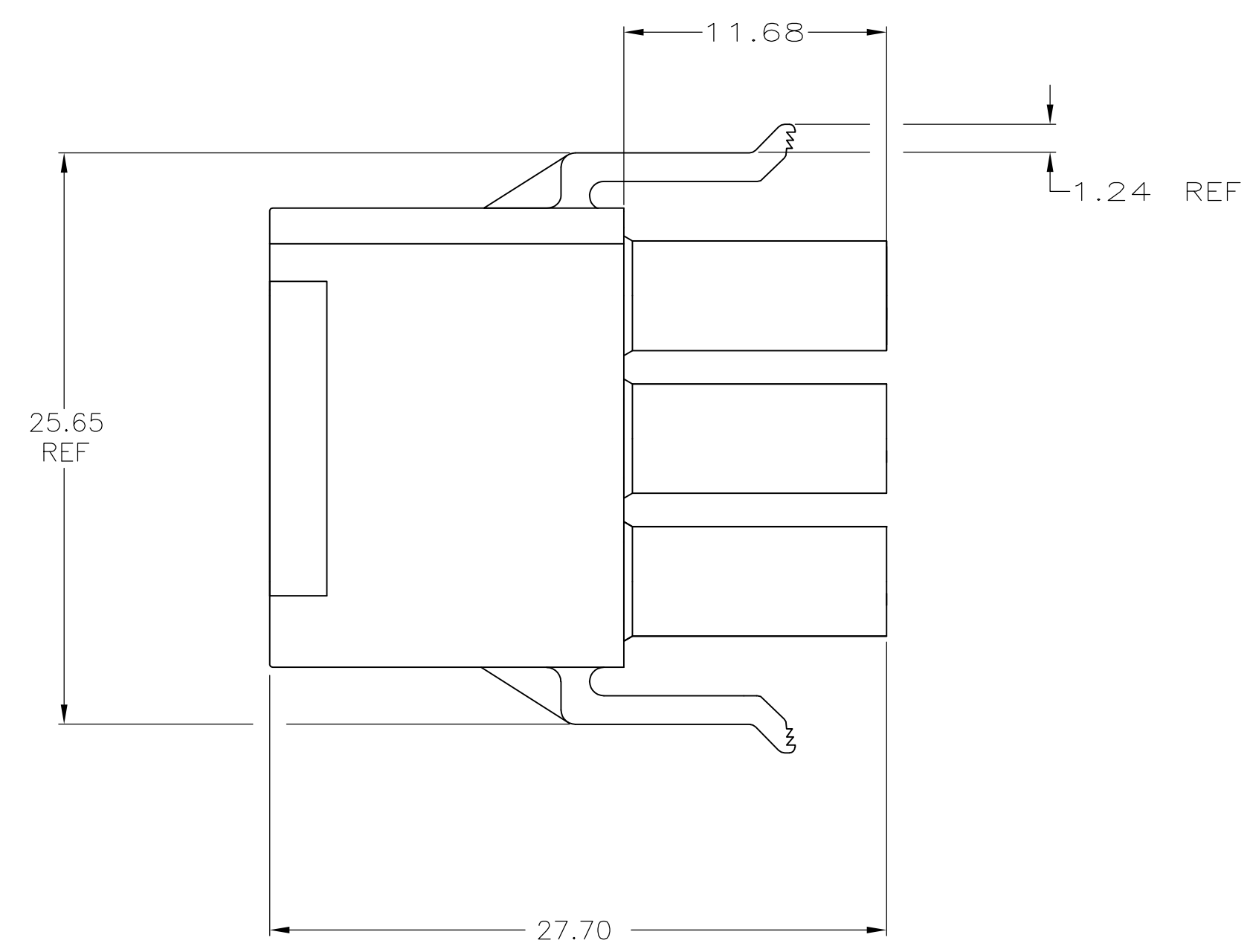
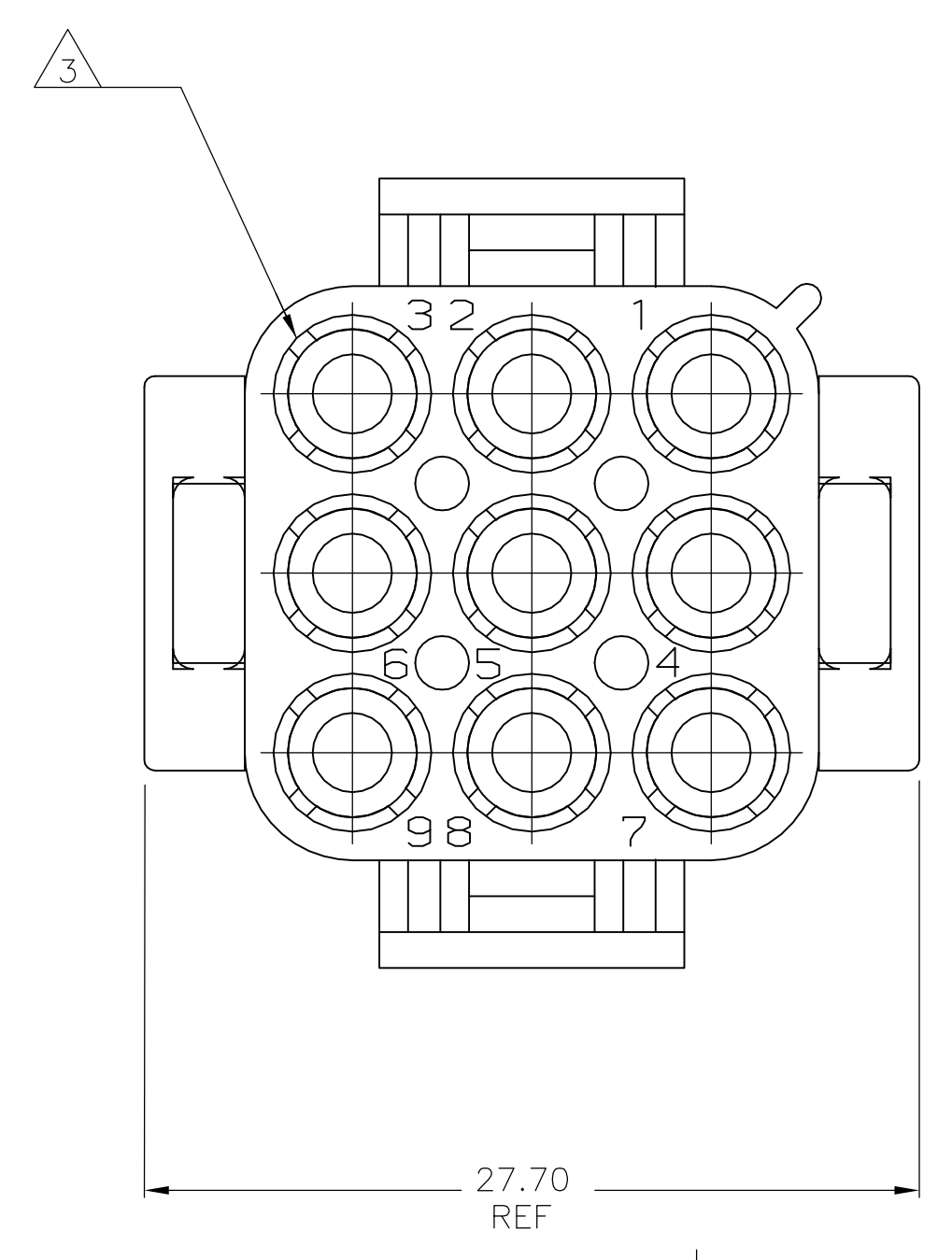
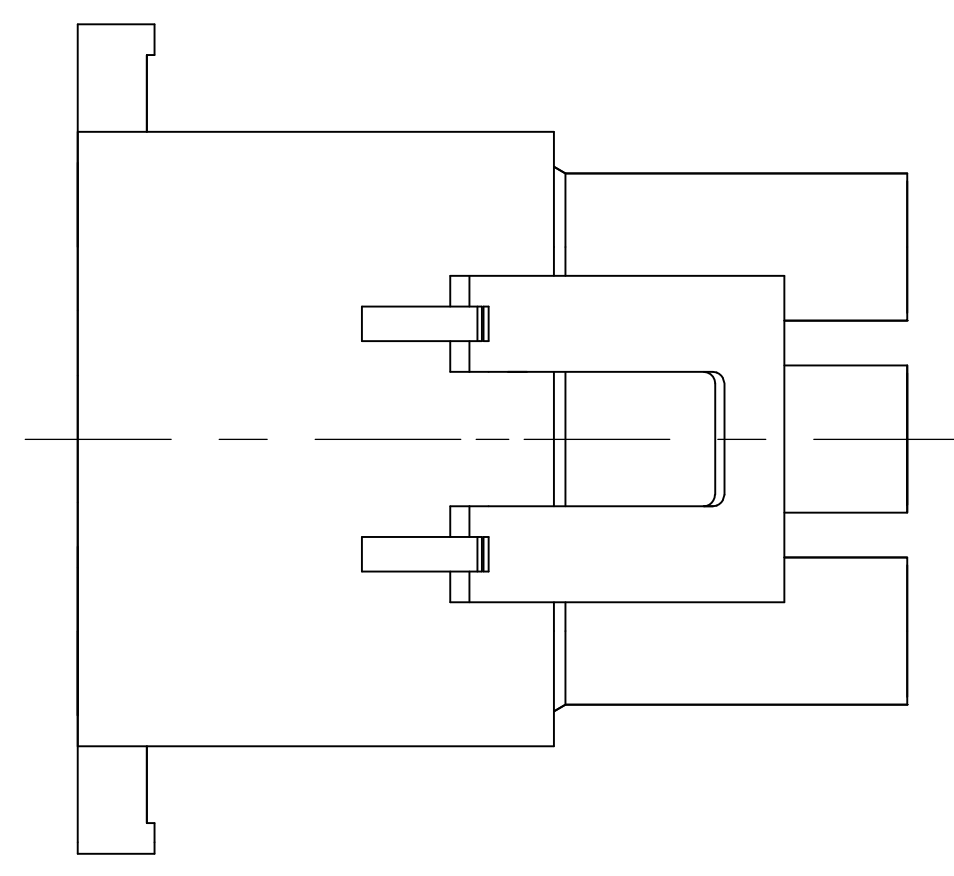


REVISIONS					
P	LTR	DESCRIPTION	DATE	DMN	APVD
C3	REVISED PER	ECO-17-011927	22AUG2017	RS	KR

- 1 MATES WITH APPROPRIATE UNIVERSAL MATE-N-LOK™ CAP OR HEADER.
- 2 SMALL NICKS ARE PERMITTED ON THE CIRCUIT TOWERS WHICH COULD INCREASE THE INITIAL HOUSING MATING FORCE BY UP TO 4.4 NEWTONS [1.0 LBS]. NO INDIVIDUAL NICKED TOWER SHALL INCREASE THIS FORCE BY OVER 2.2 NEWTONS [.5 LBS].
- 3 FOUR RIBS EQUALLY SPACED, NO SPECIFIC ORIENTATION, OR SIX RIBS EQUALLY SPACED, NO SPECIFIC ORIENTATION, OPTIONAL
- 4 FLAMMABILITY V2 FOR THICKNESS 0.38mm, 1.5mm, and 3.0mm PER IEC 60695-11-10.
- 5 GLOW-WIRE FLAMMABILITY (GWI) 800°C FOR THICKNESS 0.38mm AND 0.75mm PER IEC 60695-2-12.
- 6 GLOW-WIRE FLAMMABILITY (GWI) 960°C FOR THICKNESS 1.5mm AND 3.0mm PER IEC 60695-2-12.
- 7 GLOW-WIRE IGNITION (GWIT) 825°C FOR THICKNESS 0.38mm, 0.75mm, 1.5mm AND 3.0mm PER IEC 60695-2-13.
- 8 DIMENSIONS SHOWN REPRESENT PRODUCT IN DRY, AS MOLDED CONDITION ADDITIONAL 2% GROWTH DUE TO SUBSEQUENT MOISTURE ABSORPTION MAY OCCUR AND SHOULD BE ACCOUNTED FOR.



OPTIONAL CONSTRUCTION 3



mm	IN
27.70	1.090
25.65	1.009
20.52	.808
11.68	.460
1.24	.049
0.38	.015
0.13	.005
mm	IN

CONVERSION TABLE

4	5	6	7	MATERIAL	PART NUMBER
				NYLON UL94V-2 GW NATURAL	794741-2
				NYLON UL94V-0 NATURAL	794741-1

THIS DRAWING IS A CONTROLLED DOCUMENT.

DIMENSIONS: mm	TOLERANCES UNLESS OTHERWISE SPECIFIED:	DWG: K. WHITAKER 23-JAN-2001	CHK: S. RIDGILL 23-JAN-2001	APVD: S. RIDGILL 23-JAN-2001	NAME: PLUG, SHORT LATCH, 9 CIRCUIT, UNIVERSAL MATE-N-LOK™
0 PLC ± -	1 PLC ± -	2 PLC ± 0.30	3 PLC ± -	4 PLC ± -	ANGLES ± 0° 30'
MATERIAL: SEE TABLE	FINISH: -	WEIGHT: 0.000000	SIZE: A1	CAGE CODE: 00779	DRAWING NO: 794741
CUSTOMER DRAWING			SCALE: 4:1	SHEET: 1 OF 1	REV: C3

STE TE Connectivity