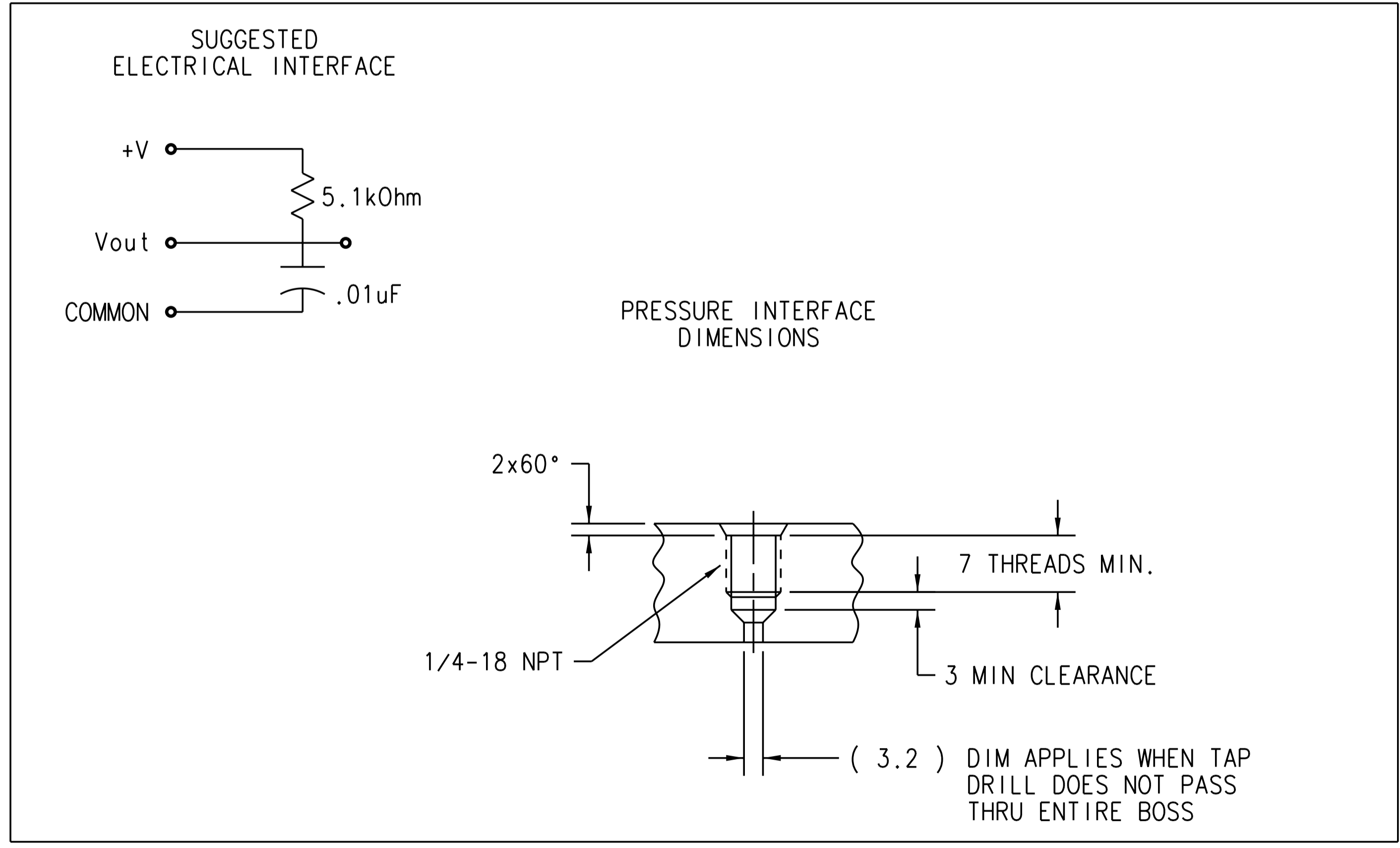
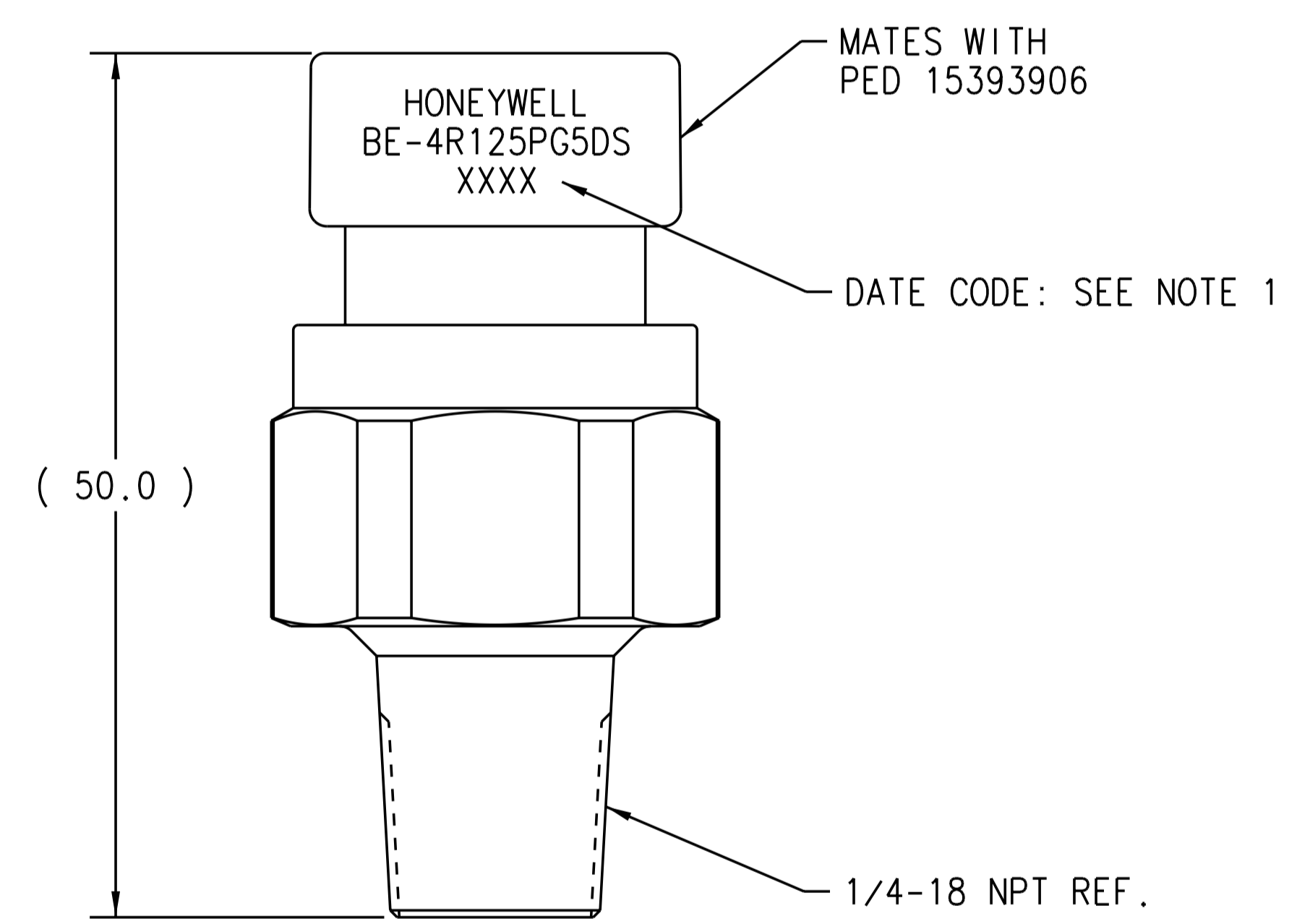
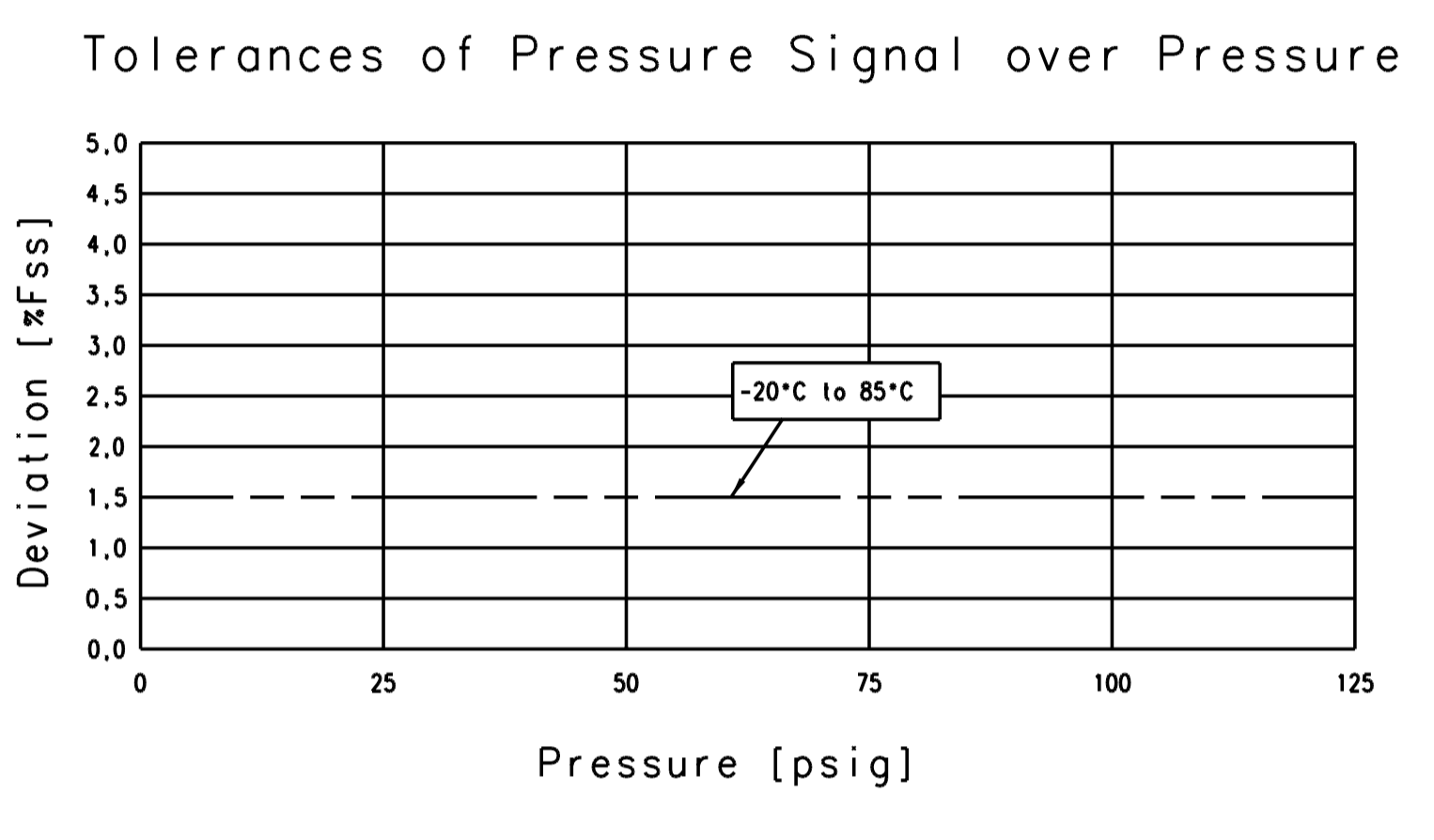
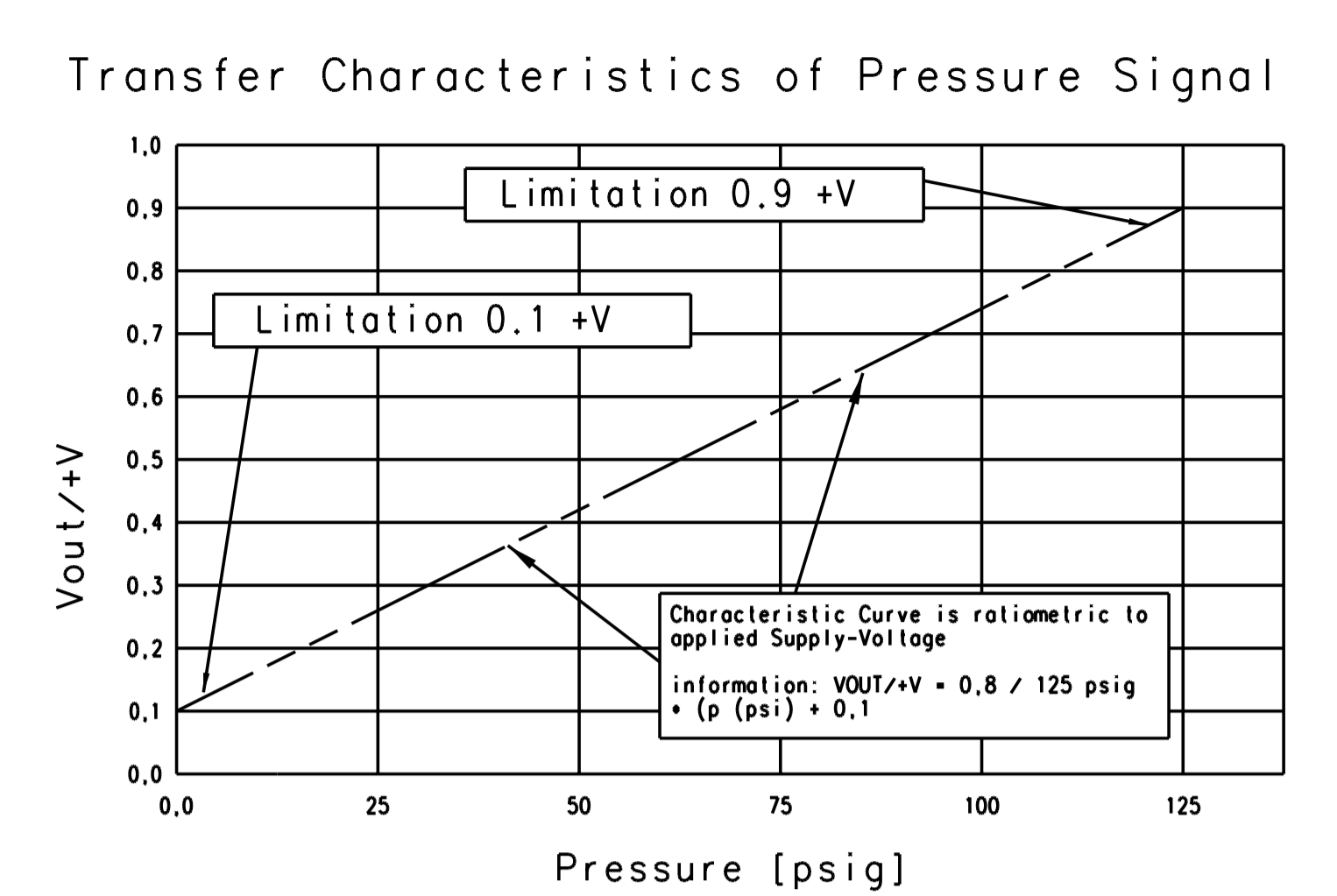


Part	Material
Contact pin	CDA 210 (brass)
Surface Treatment	Tin
Connector body - black	PBT 30% GF
Sensor housing	303 SS
Pressure Port	17-4 Stainless Steel

SPECIFICATIONS:

Maximum Tightening Torque	20 Nm
Recommended Tightening Torque	15 Nm
Current Consumption	10 mA
Supply Voltage	4.75 to 5.25 VDC
Output Current	2 kOhm min Load
Burst Pressure	375 psi
Proof Pressure	250 psi
This Sensor is Reverse Polarity/Overvoltage Protected to 14V	
Temperature Range	-20°C to 85°C



- NOTES:
1. INSTALLATION INSTRUCTION: WRAP 3.5 TO 4 TURNS OF 0.076mm (.003") THICK TEFLON THREAD SEALANT TAPE AND TORQUE SENSOR TO 15-20 Nm.
 2. DATE CODE CONTAINS 4 DIGITS (XXXX) THE FIRST DIGIT SIGNIFIES THE YEAR THE LAST THREE DIGITS SIGNIFY THE DATE OF THE YEAR
 3. VALIDATED TO TEST SPEC. 88842055

THIS DRAWING AND SPECIFICATIONS ARE THE PROPERTY OF HONEYWELL SENSING AND CONTROL AND SHALL NOT BE REPRODUCED, COPIED, OR USED AS THE BASIS FOR MANUFACTURE OR SALE OF APPARATUS OR DEVICES WITHOUT WRITTEN PERMISSION OF HONEYWELL SENSING AND CONTROL.		DRAWING TO BE INTERPRETED USING ASME Y14.5M-1994 CHANGES TO BE DONE ON CAD SYSTEM ONLY		<input type="checkbox"/> INCH <input checked="" type="checkbox"/> MM TOLERANCE 1 PLACE ± 2 PLACE ± 3 PLACE ± ANGULAR ± DWG. SIZE C	DRAWN EER 03/21/02 CHECKED T.PHAM 03/21/02 ENG. APP. TP 05/17/02 E.R.N. 44109 05/17/02 SCALE 2:1	Honeywell Sensing and Control 1100 Airport Road Shelby, NC 28150-3699 PART NAME FINAL ASSEMBLY, 125 PSI SS PRESS SENSOR PART NO. 17650080 CHANGE 01
O1 ADDED CHARTS AND OTHER DATA		JAS 02/13/03	TP 00295	FINISH		
CH.	CHANGE DESCRIPTION	CHG'D BY	DATE	APP'D BY ECH#		