

Features

- Lead Free Finish/RoHS Compliant ("P" Suffix Designates RoHS Compliant. See Ordering Information)
- Low Forward Voltage Drop and Low Leakage Current
- Guard Ring Construction for Transient Protection
- Fast Switching
- Three Fully Isolated Schottky Diodes
- Halogen Free. "Green" Device (Note 1)
- Epoxy Meets UL 94 V-0 Flammability Rating
- Moisture Sensitivity Level 1

Maximum Ratings

- Operating Junction Temperature Range: 125°C
- Storage Temperature Range: -55°C to +125°C
- Thermal Resistance: 500°C/W Junction To Ambient

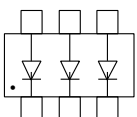
MCC Part Number	Device Marking	Maximum Recurrent Peak Reverse Voltage	Maximum RMS Voltage	Maximum DC Blocking Voltage
SD103ATW	KLL	40V	28V	40V

Electrical Characteristics @ 25°C Unless Otherwise Specified

Forward Continuous Current(Note1)	I_{FM}	350mA	
Average Rectified Output Current(Note2)	I_O	175mA	
Peak Forward Surge Current	I_{FSM}	1A	$t \leq 10ms$
Power Dissipation	P_d	200mW	
Reverse Breakdown Voltage	V_{BR}	40V(Min)	$I_R = 100\mu A_{dc}(\text{note.2})$
Reverse Voltage Leakage Current(Note3)	I_R	2 μA (Max) 5 μA (Max)	$V_R = 10V$ $V_R = 30V$
Forward Voltage(Note3)	V_F	0.27V(Max) 0.32V(Max) 0.37V(Max) 0.50V(Max)	$I_F = 1mA$ $I_F = 5mA$ $I_F = 20mA$ $I_F = 100mA$
Total Capacitance	C_T	50pF(Max)	$V_R = 0V, f = 1.0MHz$
Reverse Recovery Time	t_{rr}	10ns(Max)	$I_F = I_R = 200mA,$ $I_{rr} = 0.1 * I_R, R_L = 100\Omega$

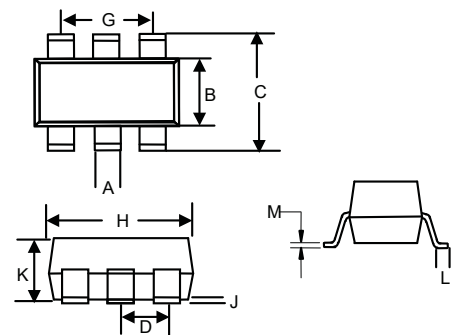
- Note: 1. Halogen free "Green" products are defined as those which contain <900ppm bromine, <900ppm chlorine (<1500ppm total Br + Cl) and <1000ppm antimony compounds.
 2. This is the maximum rating of single Diode (D1 or D2 or D3). In the case of using two or three diodes, the maximum ratings per diode are 75% of the ratings for single diode operation.
 3. Short duration test pulse used to minimize self-heating effect.

Internal Structure:



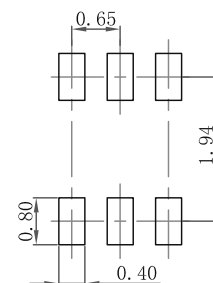
**200 mW
Schottky Barrier
Diode**

SOT-363



DIM	DIMENSIONS				NOTE
	INCHES		MM		
	MIN	MAX	MIN	MAX	
A	0.006	0.014	0.15	0.35	
B	0.045	0.053	1.15	1.35	
C	0.079	0.096	2.00	2.45	
D		0.026	0.65 Nominal		
G	0.047	0.055	1.20	1.40	
H	0.071	0.087	1.80	2.20	
J		0.004		0.10	
K	0.031	0.043	0.80	1.10	
L	0.010	0.018	0.26	0.46	
M	0.003	0.006	0.08	0.15	

Suggested Solder Pad Layout



Curve Characteristics

Fig. 1 - Forward Characteristics

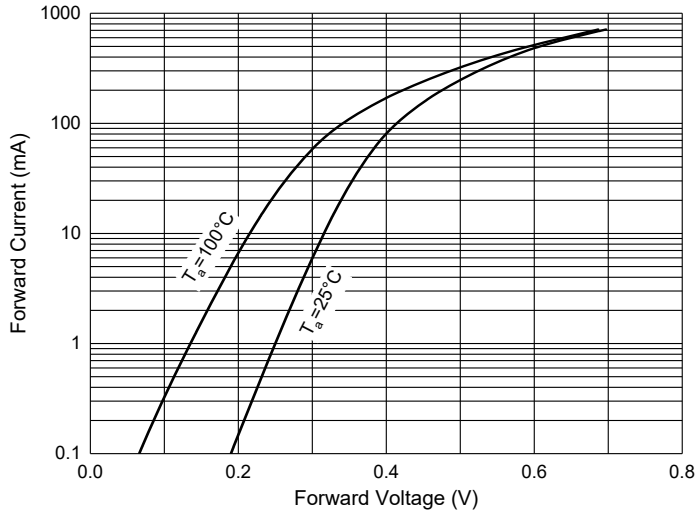


Fig. 2 - Reverse Characteristics

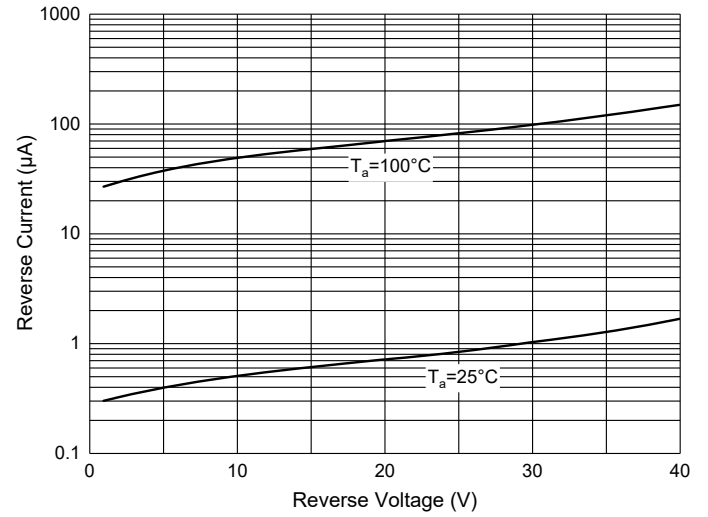


Fig. 3 - Capacitance Characteristics

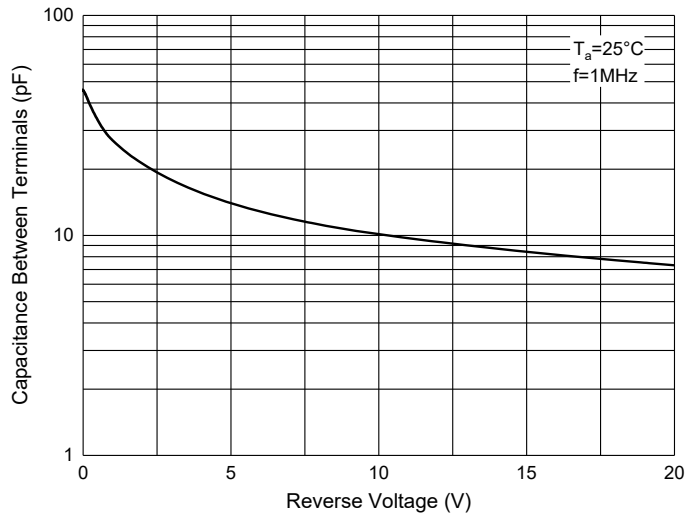
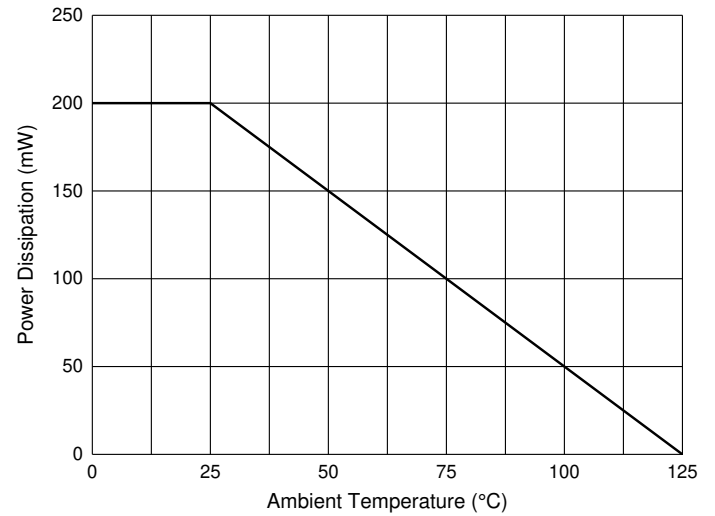


Fig. 4 - Power Derating Curve



Ordering Information

Device	Packing
Part Number-TP	Tape&Reel: 3Kpcs/Reel

IMPORTANT NOTICE

Micro Commercial Components Corp. reserves the right to make changes without further notice to any product herein to make corrections, modifications, enhancements, improvements, or other changes. **Micro Commercial Components Corp.** does not assume any liability arising out of the application or use of any product described herein; neither does it convey any license under its patent rights, nor the rights of others. The user of products in such applications shall assume all risks of such use and will agree to hold **Micro Commercial Components Corp.** and all the companies whose products are represented on our website, harmless against all damages. **Micro Commercial Components Corp.** products are sold subject to the general terms and conditions of commercial sale, as published at <https://www.mccsemi.com/Home/TermsAndConditions>.

LIFE SUPPORT

MCC's products are not authorized for use as critical components in life support devices or systems without the express written approval of Micro Commercial Components Corporation.

CUSTOMER AWARENESS

Counterfeiting of semiconductor parts is a growing problem in the industry. Micro Commercial Components (MCC) is taking strong measures to protect ourselves and our customers from the proliferation of counterfeit parts. MCC strongly encourages customers to purchase MCC parts either directly from MCC or from Authorized MCC Distributors who are listed by country on our web page cited below. Products customers buy either from MCC directly or from Authorized MCC Distributors are genuine parts, have full traceability, meet MCC's quality standards for handling and storage. **MCC will not provide any warranty coverage or other assistance for parts bought from Unauthorized Sources.** MCC is committed to combat this global problem and encourage our customers to do their part in stopping this practice by buying direct or from authorized distributors.