

DESCRIPTION: M12 FEMALE - CABLE MOUNT - 5 POS.

SPECIFICATIONS:

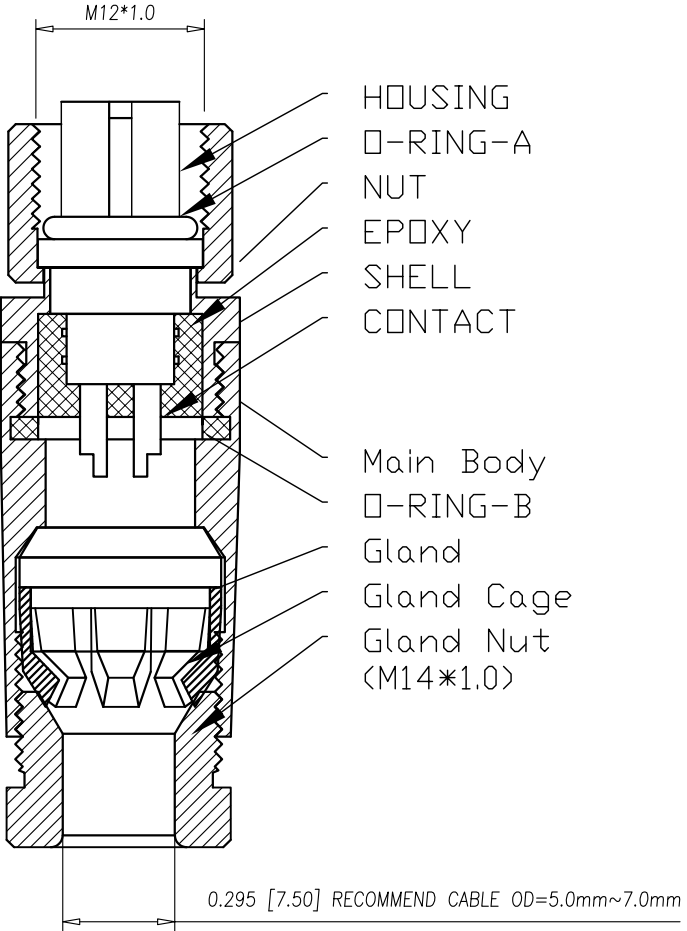
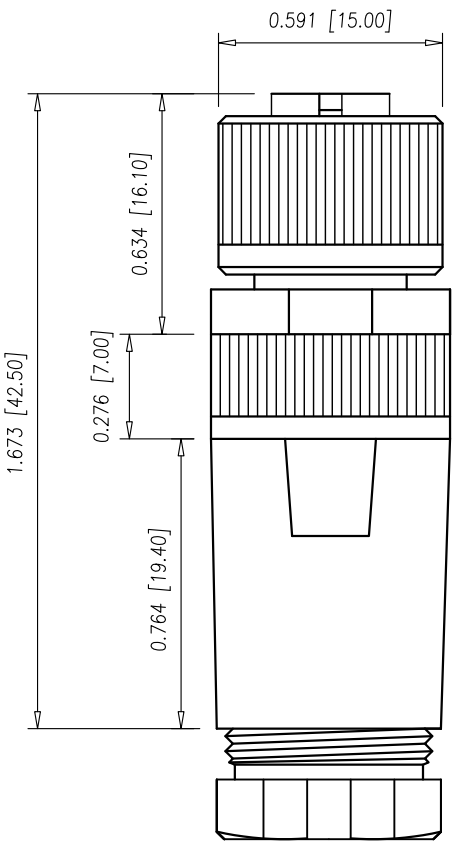
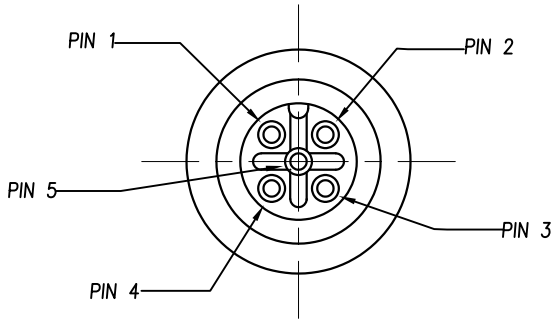
ELECTRICAL:
 RATED CURRENT: 4A
 RATED VOLTAGE: 60V
 INSULATION RESISTANCE: 100 MOhms MIN.
 CONTACT RESISTANCE: 10 mOhms MAX.
 WATER PROOF: IP67

MATERIAL:
 HOUSING: PBT UL94V-0, BLACK
 CONTACT: BRASS
 NUT: ALUMINUM ALLOY
 SHELL: ALUMINUM ALLOY
 O-RING: EPDM, BLACK
 MAIN BODY: ALUMINUM ALLOY
 GLAND: SILICONE, BLACK
 GLAND CAGE: POM, WHITE
 GLAND NUT: ALUMINUM ALLOY

FINISH:
 CONTACT: GOLD PLATED OVER 50u" NICKEL
 NUT: NICKEL PLATED
 SHELL: NICKEL PLATED
 MAIN BODY: NICKEL PLATED
 GLAND NUT: NICKEL PLATED

ENVIRONMENT
 OPERATION TEMPERATURE: -40°C TO +85°C
 MAX WIRE AWG: 22 AWG

858-005-203RKTY
 1 = GOLD FLASH
 4 = 10u" GOLD



HOUSING
 O-RING-A
 NUT
 EPOXY
 SHELL
 CONTACT
 Main Body
 O-RING-B
 Gland
 Gland Cage
 Gland Nut (M14*1.0)

RoHS COMPLIANT

UNITS = INCHES [MM] DO NOT SCALE FROM DRAWING

	THESE DRAWINGS AND SPECIFICATIONS ARE THE PROPERTY OF NorComp AND SHALL NOT BE REPRODUCED, COPIED OR USED AS THE BASIS FOR THE MANUFACTURE OR SALE OF APPARATUS WITHOUT WRITTEN PERMISSION.	DRAWN: M. SIGMON
		DATE: 03/07/2016

NorComp	SCALE: NTS	SHEET 1 OF 1	REV 4
	DWG NO. 858-005-203RKTY		