

IB IL 24/48 DOR 2/W-PAC


Order No.: 2863119



<http://eshop.phoenixcontact.de/phoenix/treeViewClick.do?UID=2863119>

Inline digital output terminal block, complete with accessories (connector and labeling field)



Commercial data	
GTIN (EAN)	 4 017918 939229
sales group	K411
Pack	1 pcs.
Customs tariff	85389091
Catalog page information	Page 279 (AX-2009)

Product notes

WEEE/RoHS-compliant since: 10/09/2007



<http://www.download.phoenixcontact.com>
Please note that the data given here has been taken from the online catalog. For comprehensive information and data, please refer to the user documentation. The General Terms and Conditions of Use apply to Internet downloads.

Technical data	
General data	
Width	12.2 mm
Height	119.8 mm
Depth	71.5 mm
Note on dimensions	Housing dimensions
Weight	48 g

Note on weight specifications	Without plug
Mounting type	DIN rail
Ambient temperature (operation)	-25 °C ... 55 °C
Ambient temperature (storage/transport)	-25 °C ... 85 °C
Permissible humidity (operation)	75 % ... 85 % (in the range of -25°C ... +55°C, appropriate measures against increased humidity (> 85%) must be taken.)
Permissible humidity (storage/transport)	75 % ... 85 % (slight temporary condensation may sometimes appear on the housing)
Air pressure (operation)	70 kPa ... 106 kPa (up to 3000 m above sea level)
Air pressure (storage/transport)	70 kPa ... 106 kPa (up to 3000 m above sea level)
Degree of protection	IP20
Protection class	III, IEC 61140, EN 61140, VDE 0140-1

Interface

Name	Local bus
Type of connection	Inline data jumper
Transmission speed	500 kBaud

Power supply for module electronics

Supply voltage	24 V DC (nominal value)
Supply voltage range	19.2 V DC ... 30 V DC (including all tolerances, including ripple)
Communications power U_L	7.5 V (via voltage jumper)
Current consumption	max. 30 mA (from the local bus)
Power consumption	max. 0.23 W (from the local bus)

Inline potential routing

Current consumption from U_L	max. 30 mA
--------------------------------	------------

Digital outputs

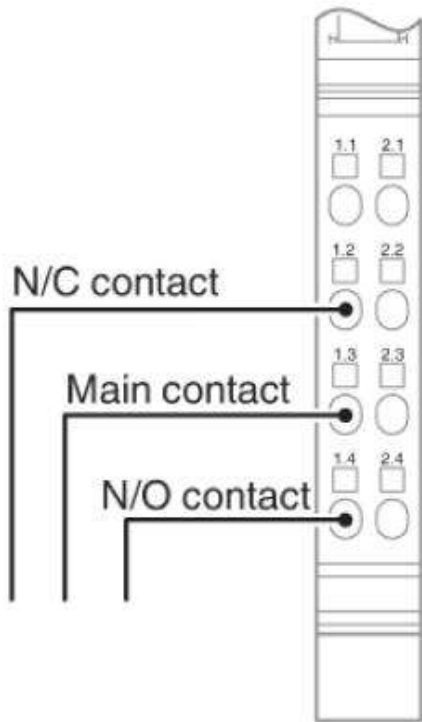
Output name	Relay output
Type of connection	Spring-cage connection
Connection method	Floating SPDT relay contact
Number of outputs	2
Nominal output voltage	48 V
Maximum output current per channel	2 A

Accessories

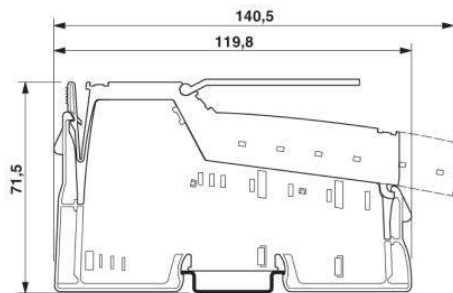
Item	Designation	Description
General		
2742641	IB IL DOR LV-SET	Inline distance terminal, without accessories
2861645	IB IL DOR LV-SET-PAC	Inline distance terminal, complete with accessories
Marking		
0809492	ESL 62X10	Insert strip for laser printer, lettering field: 62 x 10 mm
2727501	IB IL FIELD 2	Labeling field, width: 12.2 mm
0808778	ZBF 6:SO/CMS	Zack strip, flat, 10-section, divisible, special printing, marking according to customer requirements
0808710	ZBF 6:UNBEDRUCKT	Zack strip, flat, unprinted: 10-section, for individual labeling with M-PEN or ZBF-T, sufficient for 100 terminal blocks, color: white
0803618	ZBFM 6/WH:UNBEDRUCKT	Zack marker sheet, flat, unprinted: 100-section, 10 strips à 10 markers, sufficient for 100 terminal blocks, for all terminal blocks, pitch 6.2 mm, labeling with M-PEN or CMS system, color: white
0803650	ZBFM 6:SO/CMS	Special printing, Zack marker sheet, flat, 100-section, divisible, marking according to customer requirements
Plug/Adapter		
2726337	IB IL SCN-8	Connector, for digital 1, 2 or 8-channel Inline terminals

Diagrams/Drawings

Connection diagram



Dimensioned drawing



Address

PHOENIX CONTACT Deutschland GmbH
Flachmarktstr. 8
32825 Blomberg, Germany
Phone +49 5235 3 12000
Fax +49 5235 3 41200
<http://www.phoenixcontact.de>



© 2011 Phoenix Contact
Technical modifications reserved;