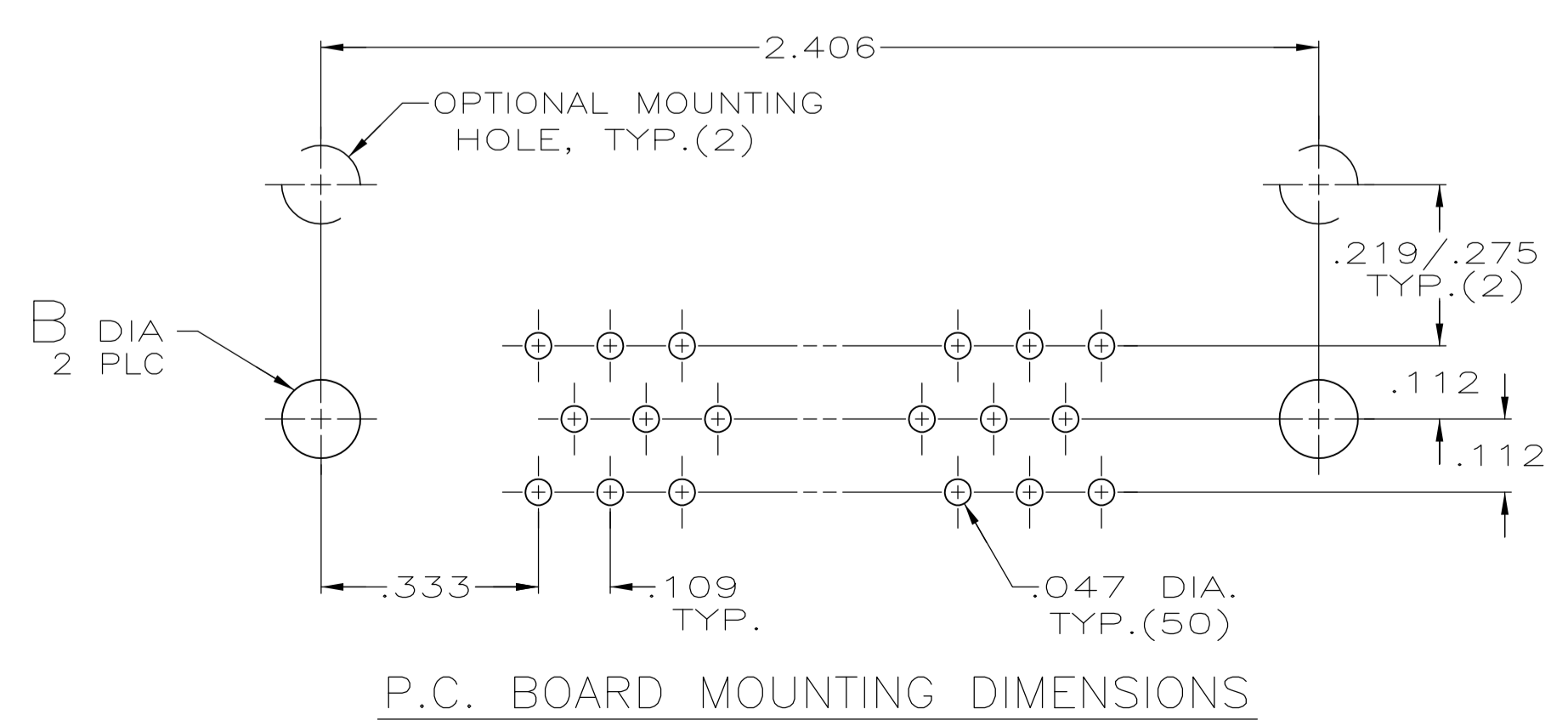
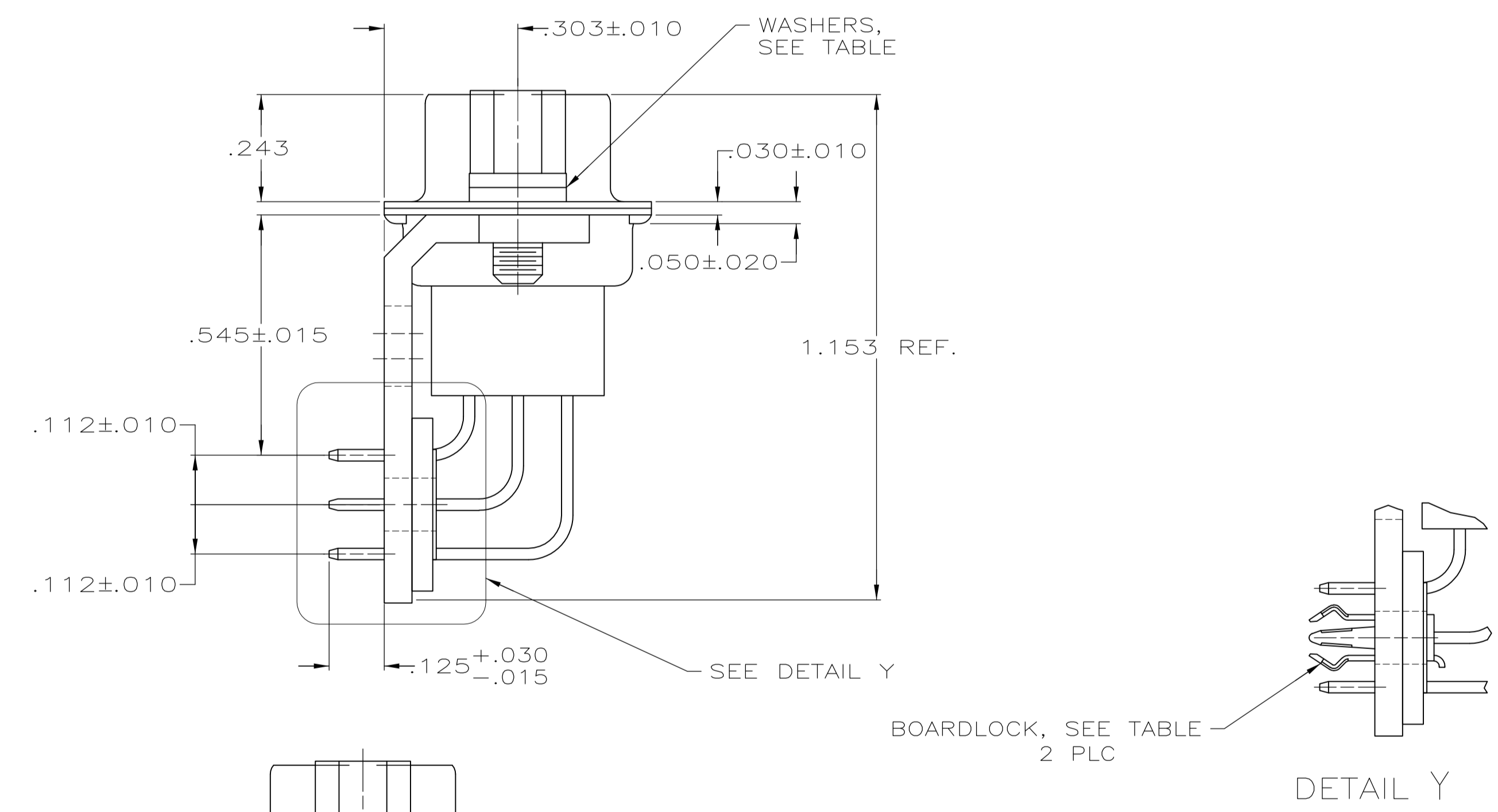
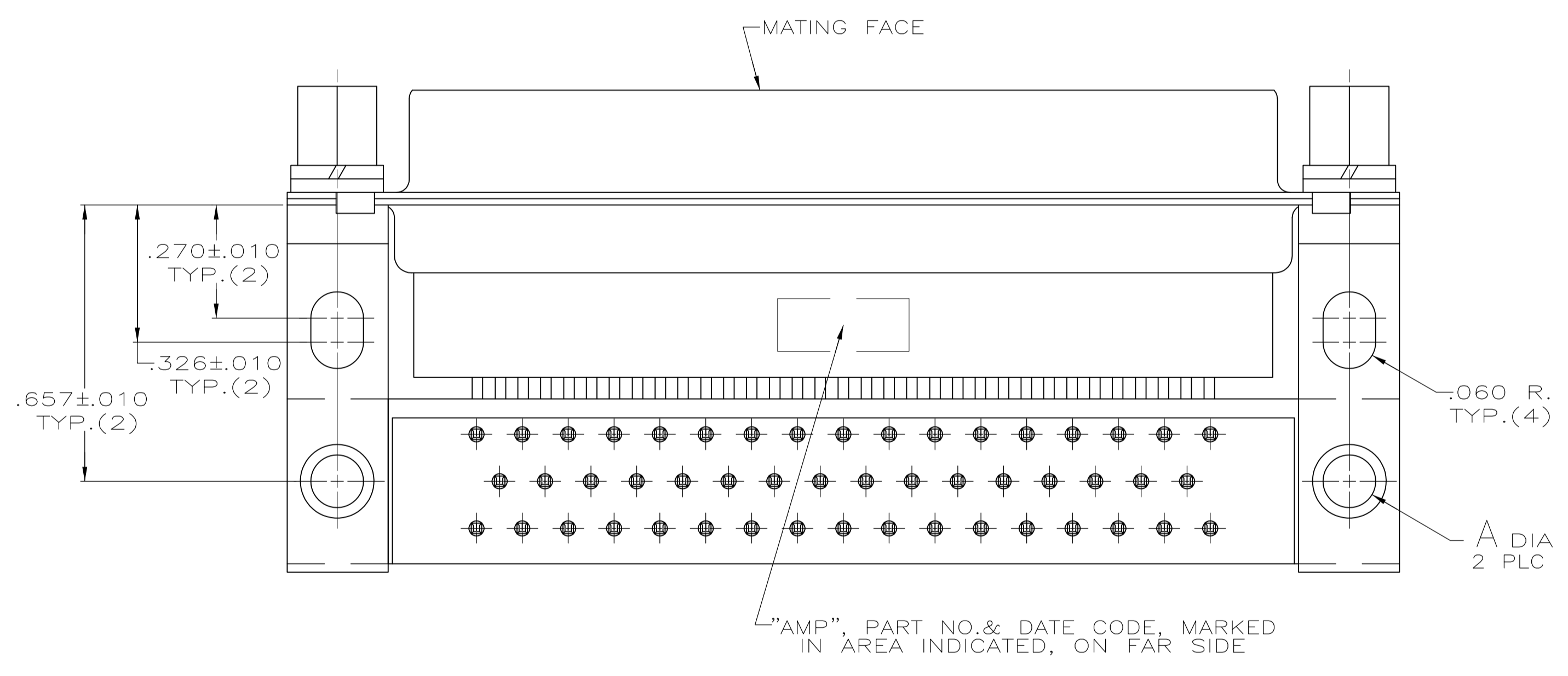


- 1 MOLDED PARTS: GLASS-FILLED PBT OR GLASS-FILLED NYLON, UL94V-0 RATED. COLOR: BLACK.
CONTACTS: PHOSPHOR BRONZE
SHELLS AND BRACKETS: STEEL
SCREWLOCKS AND WASHERS: STEEL
BOARDLOCK: BRASS
- 2 SHELLS: .000200 MIN TIN OT TIN-LEAD OVER .000100 MIN COPPER.
BRACKETS: .000200 MIN TIN OVER .000050 MIN COPPER.
SCREWLOCKS AND WASHERS: .000200 MIN ZINC WITH CLEAR CHROMATE COATING
BOARDLOCK: .000150 MIN TIN-LEAD OVER .000050 MIN NICKEL.
CONTACTS: SEE TABLE
- 3 GOLD FLASH FOR LENGTH OF .100 MIN FROM MATING END, .000100 MIN TIN-LEAD ON OPPOSITE END, BOTH OVER .000050 MIN NICKEL.
- 4 .000030 MIN GOLD FOR LENGTH OF .100 MIN FROM MATING END, .000100 MIN TIN-LEAD ON OPPOSITE END, BOTH OVER .000050 MIN NICKEL.
-OR-
GOLD FLASH OVER .000030 MIN PALLADIUM NICKEL FOR A LENGTH OF .100 MIN FROM MATING END, .000100 MIN TIN-LEAD ON OPPOSITE END, BOTH OVER .000050 MIN NICKEL.
- 5 ADVANCED PART NUMBER, NOT PRODUCTION TOOLED.
- 6 CONNECTOR MATES WITH ANY 50 POS. PLUG IN AMPLIMITE SERIES & COMPLIES WITH AMP SPEC. 109-40,005 WHERE APPLICABLE.



OBSOLETE	NO	YES	.125±.003	-	3	747193-5
OBSOLETE	YES	YES	.125±.003	-	3	747193-4
	YES	NO	.120	.120	4	747193-3
	YES	NO	.120	.120	4	747193-2
	YES	NO	.120	.120	3	747193-1
	WASHERS	BOARDLOCK	B	A	CONTACT FINISH	PART NUMBER

THIS DRAWING IS A CONTROLLED DOCUMENT.

DIMENSIONS: INCHES	TOLERANCES UNLESS OTHERWISE SPECIFIED:	DIN J.GERACE 8-27-84	NAME
0 PLC ± -	1 PLC ± -	CJK J.GERACE 8-27-84	RECEPTACLE ASSEMBLY, SIZE 5, 50 POS., RIGHT ANGLE, .545 SERIES, .025 SQ. POSTS, W/ SCREWLOCKS, AMPLIMITE HDP
2 PLC ± -	3 PLC ± -	APVD	SIZE CAGE CODE DRAWING NO
4 PLC ± -	ANGLES ± °		A1 00779 C=747193
MATERIAL	FINISH	WEIGHT	CUSTOMER DRAWING

STE TE Connectivity

SCALE - SHEET 1 OF 1 REV K