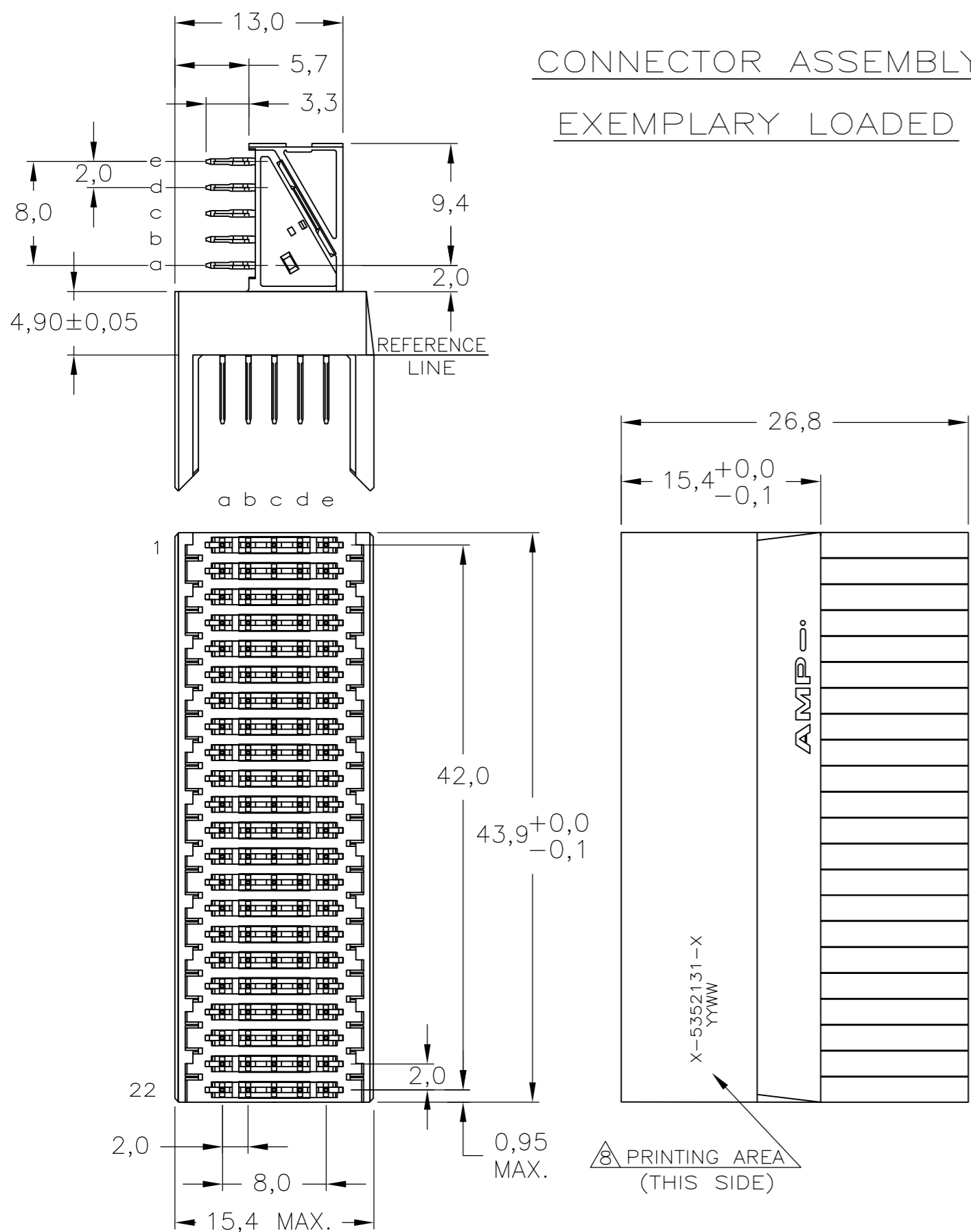


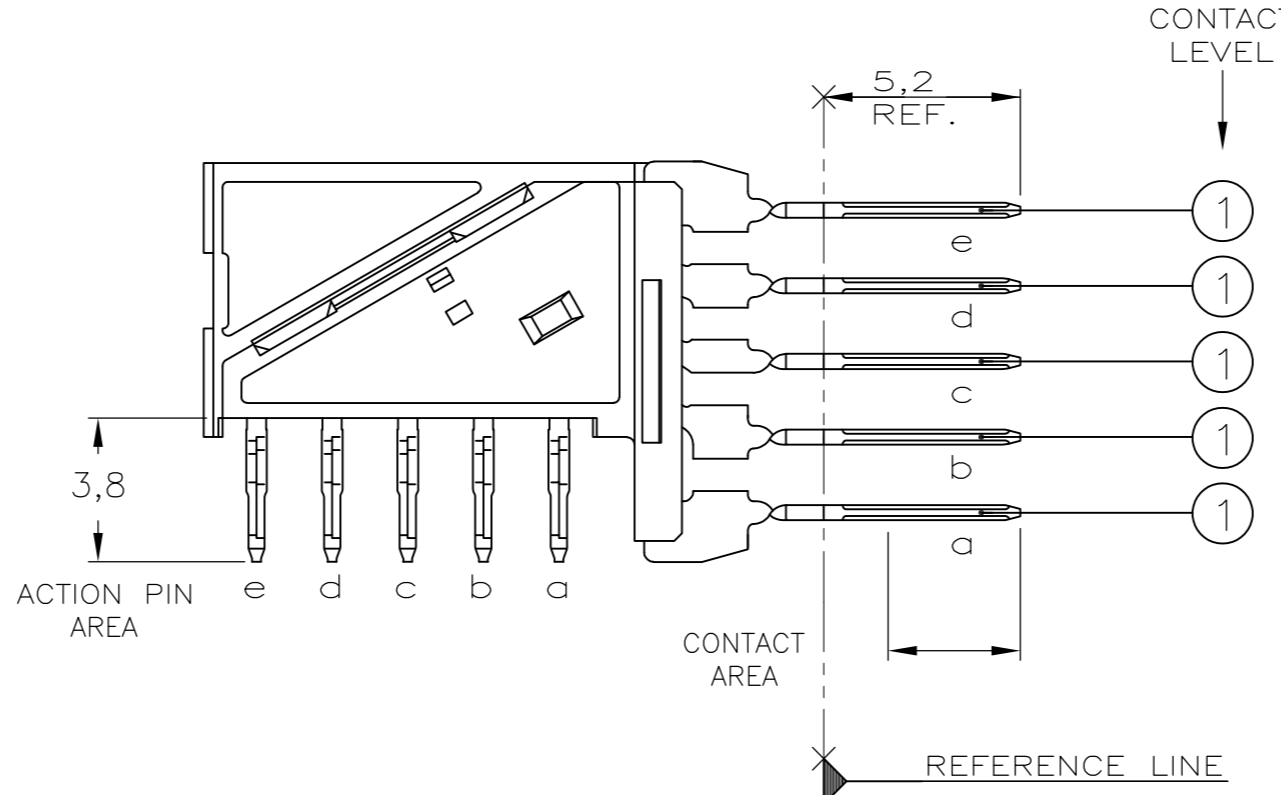
THIS DRAWING IS UNPUBLISHED. RELEASED FOR PUBLICATION
 © COPYRIGHT BY TYCO ELECTRONICS CORPORATION. ALL RIGHTS RESERVED.

LOC	DIST	REVISIONS			
P	LTR	DESCRIPTION	DATE	DWN	APVD
B		EH10-0680-05	01JUN05	BSV	BM
B1		REVISED PER ECO-10-000444	04NOV09	KK	AEG
C		ECR-10-018652	10SEP10	JS	MQW

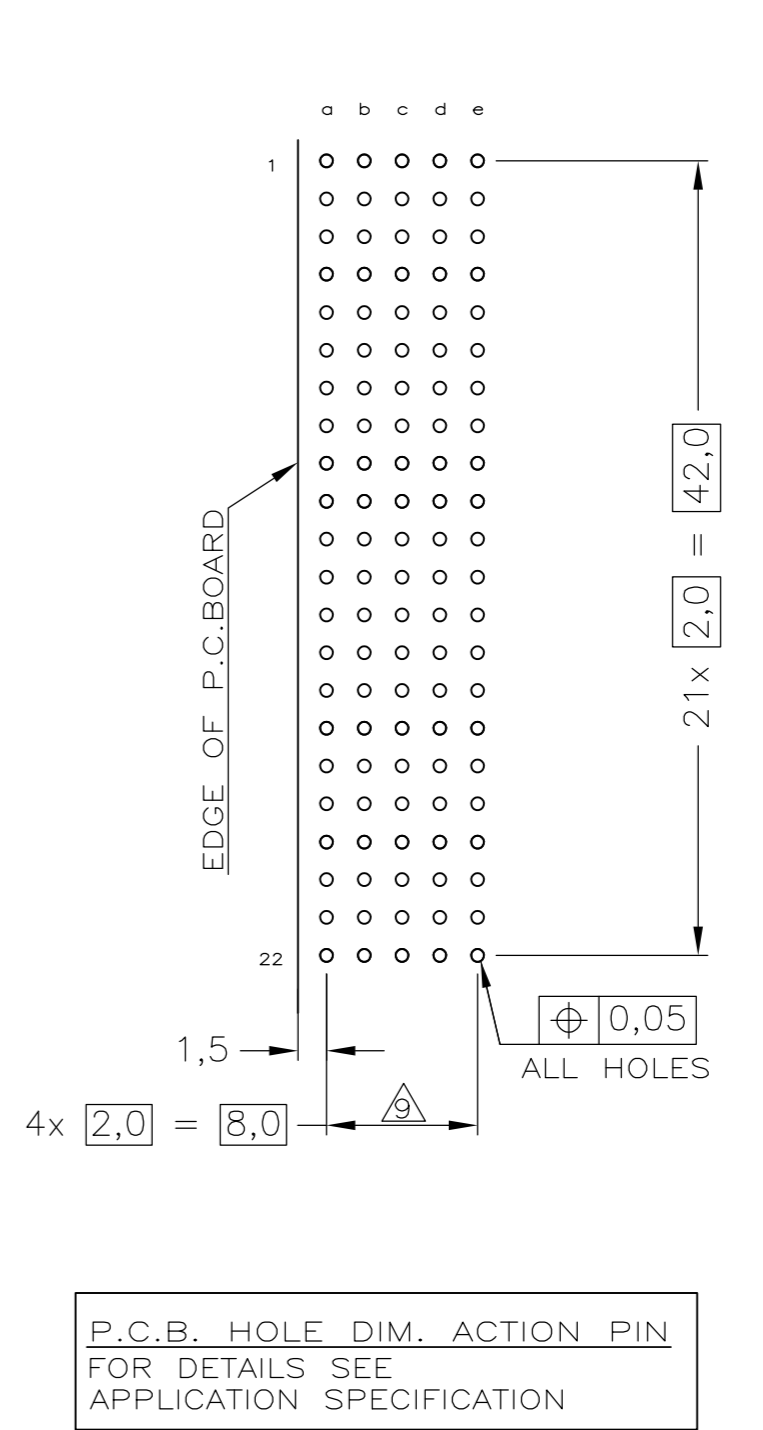
CONNECTOR ASSEMBLY EXEMPLARY LOADED



CONTACT DIMENSIONS



RECOMMENDED PCB-HOLE LAY-OUT COMPONENT SIDE SHOWN



CONTACT LAYOUT

	a	b	c	d	e
1	1	1	1	1	1
2	1	1	1	1	1
3	1	1	1	1	1
4	1	1	1	1	1
5	1	1	1	1	1
6	1	1	1	1	1
7	1	1	1	1	1
8	1	1	1	1	1
9	1	1	1	1	1
10	1	1	1	1	1
11	1	1	1	1	1
12	1	1	1	1	1
13	1	1	1	1	1
14	1	1	1	1	1
15	1	1	1	1	1
16	1	1	1	1	1
17	1	1	1	1	1
18	1	1	1	1	1
19	1	1	1	1	1
20	1	1	1	1	1
21	1	1	1	1	1
22	1	1	1	1	1

P.C.B. HOLE DIM. ACTION PIN
FOR DETAILS SEE
APPLICATION SPECIFICATION

- NOTES:
- 1 MATERIAL HOUSING : GREY GLASSFILLED POLYESTER
UL-RATING Vø
CONTACT : PHOSPHORBRONZE
 - 2 GENERAL PLATING SPECIFICATION: UNDERPLATING (ENTIRE CONTACT): 1,27µm NICKEL MIN. AND ACTION PIN: 0,5µm TIN MIN. FOR PLATING OF MATING SURFACES SEE APPLICABLE SPECIFICATION REFERENCE FOR EACH DASH NUMBER.
 - 3 CONFORMS TO ALL TESTING ACCORDING IEC 61076-4-101 PERFORMANCE LEVEL 2.
 - 4 CONFORMS TO ALL TESTING ACCORDING IEC 61076-4-101 PERFORMANCE LEVEL 1.
 - 5 CONNECTOR TESTED AND QUALIFIED AGAINST TELCORDIA GR-1217-CORE QUALITY LEVEL III, CENTRAL OFFICE APPLICATIONS.
 - 6 CONNECTOR TESTED AND QUALIFIED AGAINST TELCORDIA GR-1217-CORE QUALITY LEVEL III, UNCONTROLLED ENVIRONMENT APPLICATIONS.
 - 7 CONNECTOR LUBRICATED WITH TELCORDIA GR-1217-CORE APPROVED LUBRICANT.
 - 8 CONNECTOR MARKED WITH PARTNUMBER AND DATECODE
 - 9 PLATED-THROUGH HOLES AT 2x2mm SQUARE GRID.
 - 10 OBSOLETE PARTS: OBSOLETE CIS STREAMLINING PER D.RENAUD/D.SINISI

OBSOLETE	Y	Y	N	N	CONSERVATION TREATMENT	CONTACT FINISH	PART NUMBER
	7	7					4-5352131-9
							5352131-9
							5352131-4
							5352131-1

THIS DRAWING IS A CONTROLLED DOCUMENT.		DWN K.N.KIRAN 20AUG2004	Tyco Electronics Corporation Tyco Electronics Corporation 's-Hertogenbosch,5222AR-32	
DIMENSIONS: mm		CHK B.MOOIJ 23DEC2004	NAME Z-PACK 2mm HM TYPE B22 110 POS. RIGHT ANGLE MALE CONNECTOR ASSEMBLY	
TOLERANCES UNLESS OTHERWISE SPECIFIED: ±0.2		APVD B.MOOIJ 23DEC2004	SIZE A2	
MATERIAL		PRODUCT SPEC 108-19082	CAGE CODE 00779	DRAWING NO C=5352131
FINISH		APPLICATION SPEC 114-19029	RESTRICTED TO	SCALE 5:1
		WEIGHT -	SHEET 1 OF 1	REV C
		CUSTOMER DRAWING		