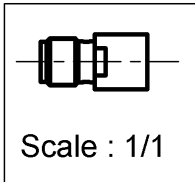
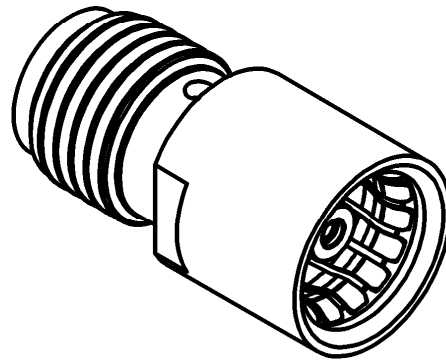
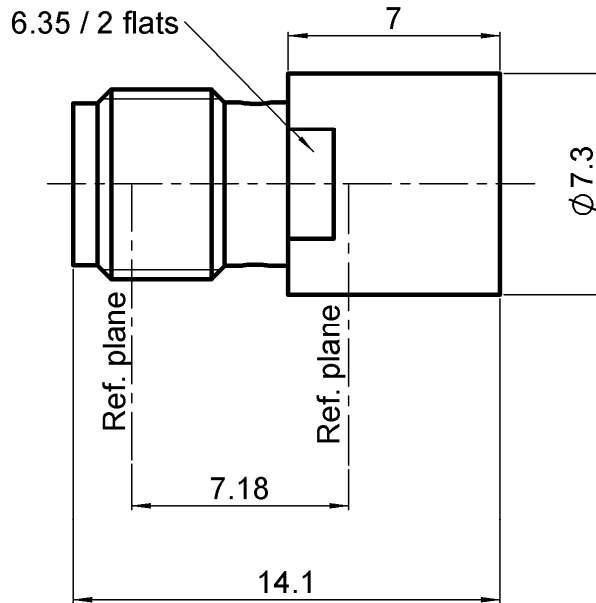


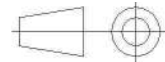
BMA FEMALE - SMA FEMALE STRAIGHT ADAPTER

R191.353.711

Série : ADAPT



All dimensions are in mm.



COMPONENTS	MATERIALS	PLATING (µm)
BODY	STAINLESS STEEL	PASSIVATED
CENTER CONTACT	BERYLLIUM COPPER	GOLD 1.3 OVER NICKEL2
OUTER CONTACT	BERYLLIUM COPPER	NPGR
INSULATOR	PTFE	
GASKET	-	-
OTHERS PARTS	-	-
-	-	-
-	-	-

Issue : 1102 B

In the effort to improve our products, we reserve the rights to make changes judged to be necessary.



BMA FEMALE - SMA FEMALE STRAIGHT ADAPTER

R191.353.711

Série : ADAPT

PACKAGING

Standard	Unit	Other
1	-	Contact us

SPECIFICATION

ELECTRICAL CHARACTERISTICS

Impedance		50 Ω
Frequency		0-18 GHz
VSWR	1.06 +	0,0100 x F(GHz) Maxi
Insertion loss		0.07 √F(GHz) dB Maxi
RF leakage	- (80 - F(GHz)) dB Maxi
Voltage rating		350 Veff Maxi
Dielectric withstanding voltage		1000 Veff mini
Insulation resistance		5000 MΩ mini

ENVIRONMENTAL

Operating	-65/+165 °C
Hermetic seal	NA Atm.cm3/s
Panel leakage	NA

MECHANICAL CHARACTERISTICS

Center contact retention		
Axial force – Mating end		27 N mini
Axial force – Opposite end		27 N mini
Torque		NA N.cm mini
Recommended torque		
Mating	BMA	0 N.cm
	SMA	0 N.cm
		0 N.cm
Panel nut		N.cm
Mating life		1000 Cycles mini
Weight		1,8000 g

OTHER CHARACTERISTICS

Issue : 1102 B

In the effort to improve our products, we reserve the rights to make changes judged to be necessary.

