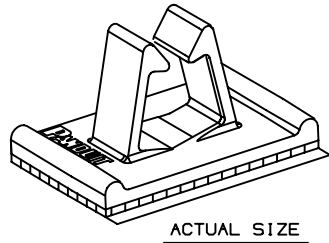
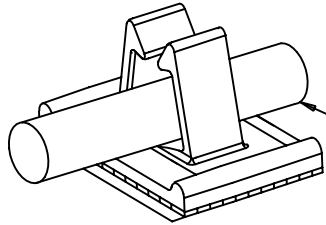


THIS COPY IS PROVIDED ON A RESTRICTED BASIS AND IS NOT TO BE USED IN ANY WAY DETRIMENTAL TO THE INTERESTS OF PANDUIT CORP.

NO WARRANTY, EXPRESSED OR IMPLIED, IS MADE BY PANDUIT WITH RESPECT TO ADHESIVE BOND PERFORMANCE, AMONG OTHER THINGS, THE CONDITIONS UNDER WHICH THESE MOUNTS MAY BE APPLIED AND/OR THE SURFACE TO WHICH THEY MAY BE APPLIED ARE BEYOND PANDUIT'S CONTROL.

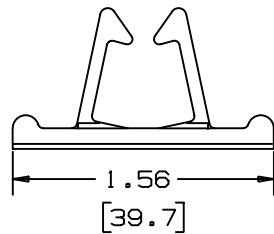
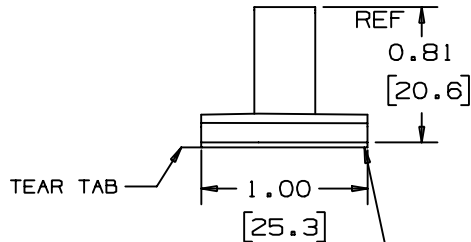


ACTUAL SIZE



MAX BUNDLE
DIA. 0.50
(12.7)

* PANDUIT PART NO.	WEIGHT LBS / 100 PCS. (g)
VCC50-A	0.92 (418)



ADHESIVE TAPE; PRESSURE SENSITIVE FOAM 0.032 (.813) THICK WITH RUBBER ADHESIVE AND PROTECTIVE LINER. MOUNT IS DESIGNED TO SUPPORT 0.78 LBS. (354 g) MAXIMUM WEIGHT ON A CLEAN, DRY, SMOOTH, GREASE-FREE SURFACE

- TO APPLY CLIP:
1. REMOVE PROTECTIVE LINER.
 2. PLACE IN DESIRED LOCATION.
 3. APPLY PRESSURE TO CLIP.

- NOTES:
- *1. SEE CURRENT PRICE SHEET FOR PART NUMBER SUFFIX DESIGNATION FOR PACKAGE SIZE.

DIMENSIONS IN BRACKETS ARE METRIC [mm]

CAD FILENAME/LAYERS G00150BA_PB_VCC50_03.PRT

PANDUIT

CORP. TINLEY PARK, ILLINOIS

VCC50-A
VERTICAL CORD CLIP

UNLESS OTHERWISE SPECIFIED,
DIMENSIONAL TOLERANCES ARE:
(.X) ±0.05 (1.3) (.XXX) ±0.010 (0.25)
(.XX) ±0.02 (0.5) ANGLES ± 5°

UNLESS OTHERWISE SPECIFIED,
ALL DIMENSIONS ARE GIVEN
IN INCHES, THIRD ANGLE PROJECTION.

DRAWN BY

MJK

MAT'L:

NATURAL
NYLON

SCALE FULL

DATE

1-23-93

DRAWING NO.

G00150BA

DWG

A
SIZE

REV	DATE	BY	CHK	DESCRIPTION	ECN	R	CUST	SUP
3	8/3/01	LGG		ADDED METRIC MEASURE TO MAX BUNDLE DIA.	G00150BA	3		
2	6/18/01	LGG		UPDATED FOR WEB	G00150BA	2		
1	5-11-98	MLD		ADDED REFERENCE DIM. AND NOTE TO DRAWN IN BUNDLE	G00150BA	1		
				CHANGED CAD FILE NAME FROM G00150BA_PB_VCC50_00.PRT				
R	1-23-93	MJK		INITIAL RELEASE	G00150BA	R		