

Type TCA/TCA-P

6.3 x 32mm

Time-Lag Ceramic Tube Fuse



www.optifuse.com (619) 593-5050

Agency Standards and Listings:



PSE 1A-30A
 KC 500mA-12A, 15A-30A
 TÜV 3A-30A

Electrical Characteristics

100%	135%	200%
Min	Max	Max
4h	1h	120s

Interrupting Ratings

100mA~1A 35A at 250VAC
 1.2A~3.5A 100A at 250VAC
 4A~10A 200A at 250VAC
 12A~15A 750A at 250VAC
 20A~30A 100A at 250VAC
 1A~30A 100A at 250VAC PSE
 500mA~10A 100A at 250VAC KC

Operating Temperature:

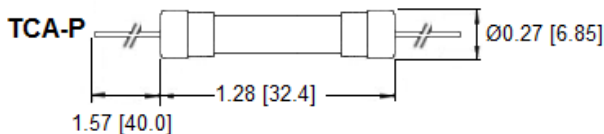
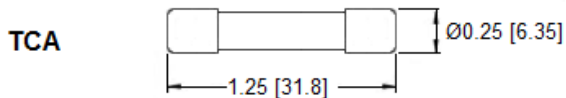
-55C - +125C

Physical Specifications:

Materials
 Ceramic Body/Nickel Plated Brass Contacts
 Lead Wire: Tin Plated Copper,
 Dia. 0.8mm < 15A
 Dia. 1mm ≥ 15

Cartridge Part Number	Axial Lead Part Number	Ampere Rating	Voltage Rating
TCA-100mA	TCA-P-100mA	100mA	250V
TCA-125mA	TCA-P-125mA	125mA	
TCA-200mA	TCA-P-200mA	200mA	
TCA-250mA	TCA-P-250mA	250mA	
TCA-300mA	TCA-P-300mA	300mA	
TCA-375mA	TCA-P-375mA	375mA	
TCA-400mA	TCA-P-400mA	400mA	
TCA-500mA	TCA-P-500mA	500mA	
TCA-600mA	TCA-P-600mA	600mA	
TCA-630mA	TCA-P-630mA	630mA	
TCA-750mA	TCA-P-750mA	750mA	
TCA-800mA	TCA-P-800mA	800mA	
TCA-1A	TCA-P-1A	1A	
TCA-1.2A	TCA-P-1.2A	1.2A	
TCA-1.25A	TCA-P-1.25A	1.25A	
TCA-1.5A	TCA-P-1.5A	1.5A	
TCA-1.6A	TCA-P-1.6A	1.6A	
TCA-2A	TCA-P-2A	2A	
TCA-2.5A	TCA-P-2.5A	2.5A	
TCA-3A	TCA-P-3A	3A	
TCA-3.5A	TCA-P-3.5A	3.5A	
TCA-4A	TCA-P-4A	4A	
TCA-5A	TCA-P-5A	5A	
TCA-6A	TCA-P-6A	6A	
TCA-7A	TCA-P-7A	7A	
TCA-8A	TCA-P-8A	8A	
TCA-10A	TCA-P-10A	10A	
TCA-12A	TCA-P-12A	12A	
TCA-13A	TCA-P-13A	13A	
TCA-15A	TCA-P-15A	15A	
TCA-20A	TCA-P-20A	20A	
TCA-25A	TCA-P-25A	25A	
TCA-30A	TCA-P-30A	30A	

Mechanical Dimensions:

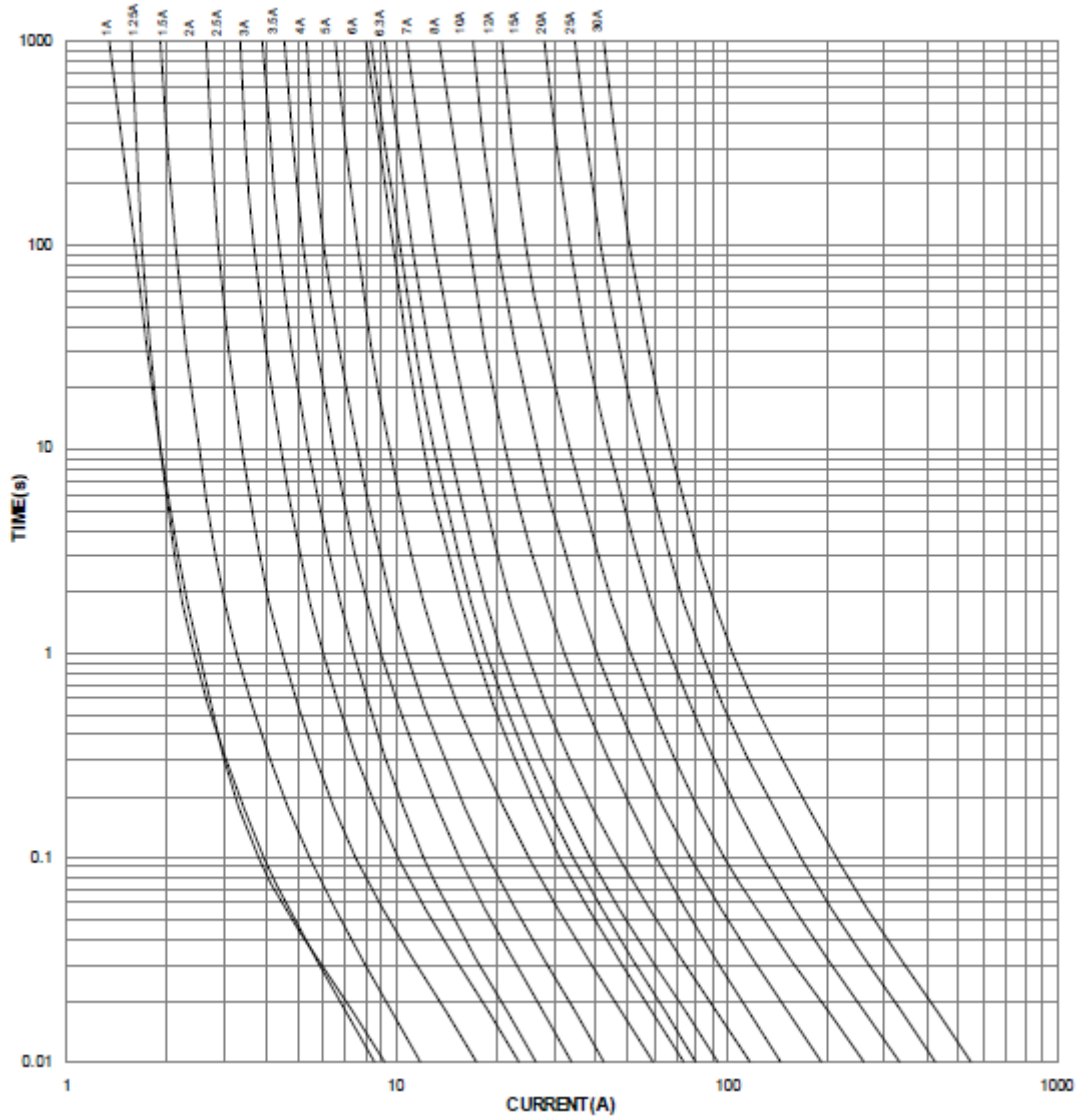


Type TCA/TCA-P
6.3 x 32mm
Time-Lag Ceramic Tube Fuse



www.optifuse.com (619) 593-5050

Time Current Curve Graph



Warning:



-Operation beyond the specified maximum ratings or improper use may result in damage and possible electrical arcing and/or flame.

-Avoid contact of fuse with chemical solvent. Prolonged contact may damage the device performance.