



# Multilayer Diplexer

For 2400-2500MHz / 5150-5850MHz

# DPX205850DT-9043B1BR

---

**2.0x1.25mm [EIA 0805]\***

\* Dimensions Code JIS[EIA]

---

# Multilayer Diplexer

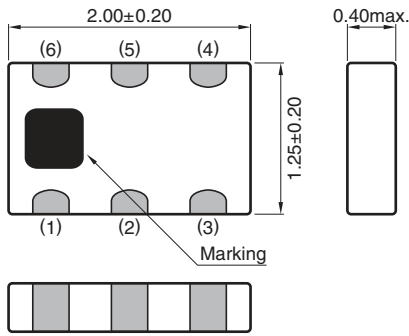
Conformity to RoHS Directive

For 2400-2500MHz / 5150-5850MHz

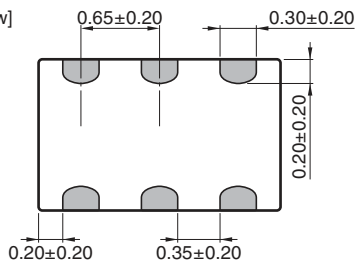
## DPX205850DT-9043B1BR

### SHAPES AND DIMENSIONS

[Top view]



[Bottom view]

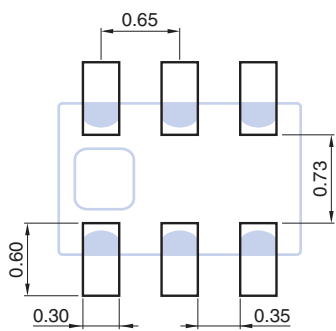


Dimensions in mm

Terminal functions

1	GND
2	Common
3	GND
4	High-Band
5	GND
6	Low-Band

### RECOMMENDED LAND PATTERN



Dimensions in mm

○ RoHS Directive Compliant Product: See the following for more details. <https://product.tdk.com/info/en/environment/rohs/index.html>

- All specifications are subject to change without notice.
- Before using these products, be sure to request the delivery specifications.

# DPX205850DT-9043B1BR

## ELECTRICAL CHARACTERISTICS

### LOW-BAND

Item	Frequency Range (MHz)	Min.	Typ.	Max.
Insertion Loss (dB)	2400 to 2500	—	0.27	0.45
	4800 to 5000	23	29.6	—
Attenuation (dB)	7200 to 7500	20	39.1	—
Characteristic Impedance ( $\Omega$ )			50 (Nominal)	

· Ta: +25±5°C

### HIGH-BAND

Item	Frequency Range (MHz)	Min.	Typ.	Max.
Insertion Loss (dB)	5150 to 5850	—	0.31	0.50
	2400 to 2500	25	31.8	—
Attenuation (dB)	10300 to 11700	20	28.0	—
	15450 to 17550	18	31.2	—
Characteristic Impedance ( $\Omega$ )			50 (Nominal)	

· Ta: +25±5°C

### COMMON

Item	Frequency Range (MHz)	Min.	Typ.	Max.
Isolation (dB)	2400 to 2500	20	32.4	—
	5150 to 5850	20	26.5	—
Return Loss (dB)	2400 to 2500	10	20.8	—
	5150 to 5850	10	23.1	—
Characteristic Impedance ( $\Omega$ )			50 (Nominal)	

· Ta: +25±5°C

## TEMPERATURE RANGE

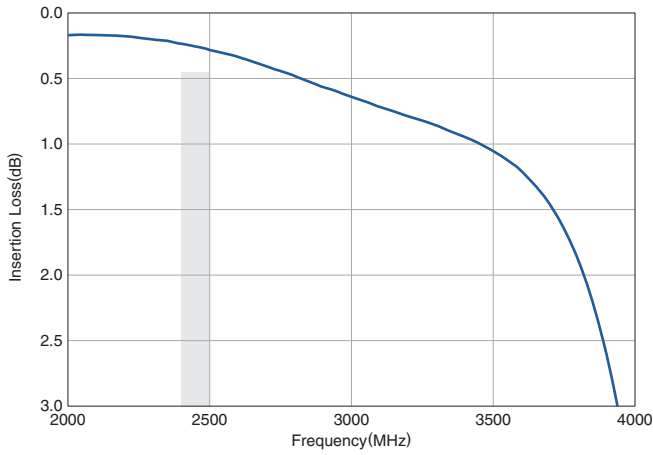
Operating temperature (°C)	Storage temperature (°C)
-40 to +85	-40 to +85

# DPX205850DT-9043B1BR

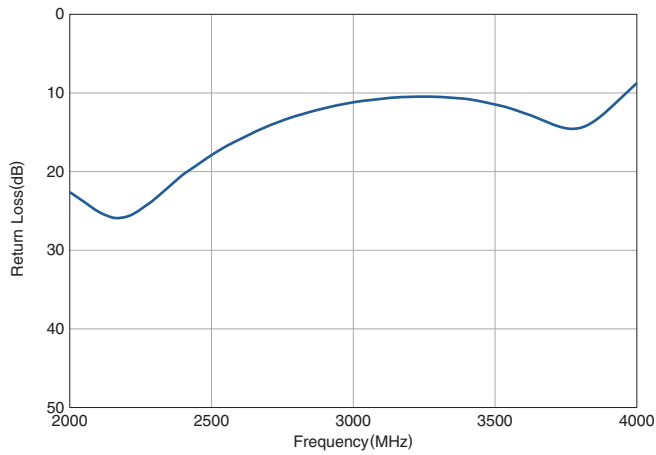
## FREQUENCY CHARACTERISTICS

### LOW-BAND

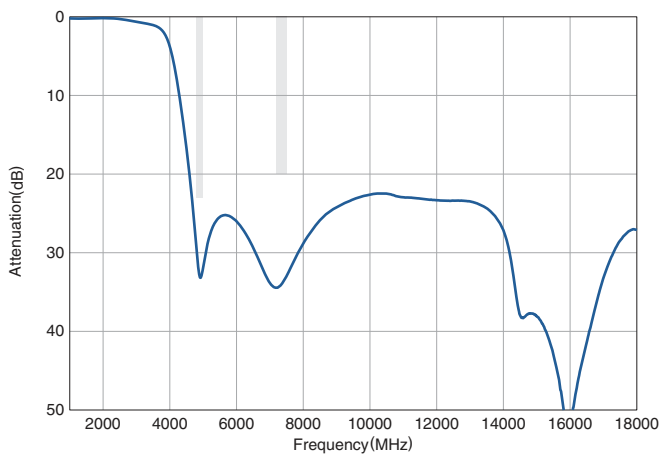
#### Insertion Loss



#### Return Loss

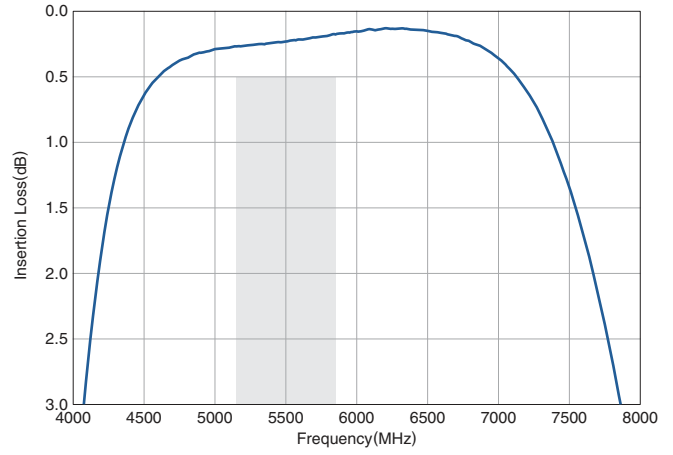


#### Attenuation

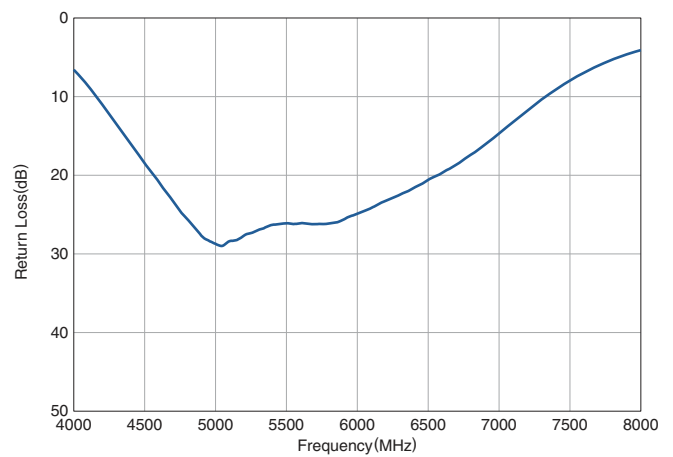


### HIGH-BAND

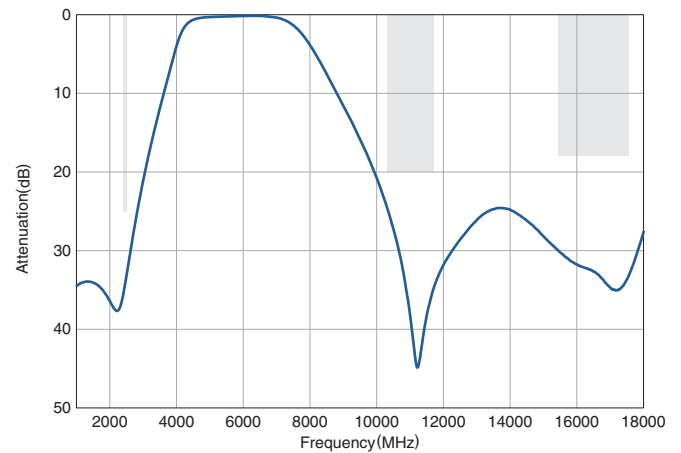
#### Insertion Loss



#### Return Loss



#### Attenuation



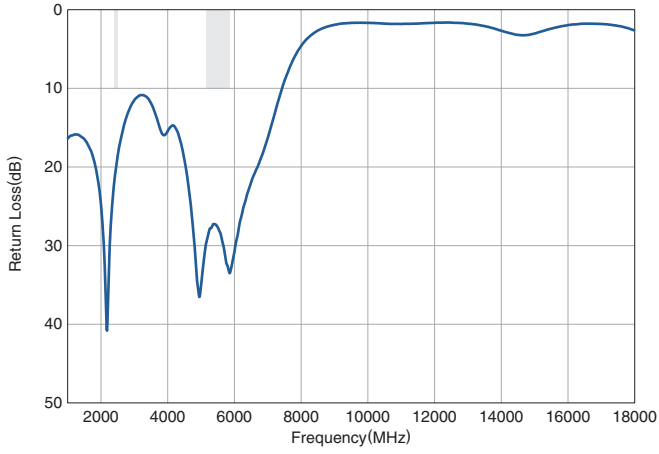
- All specifications are subject to change without notice.
- Before using these products, be sure to request the delivery specifications.

# DPX205850DT-9043B1BR

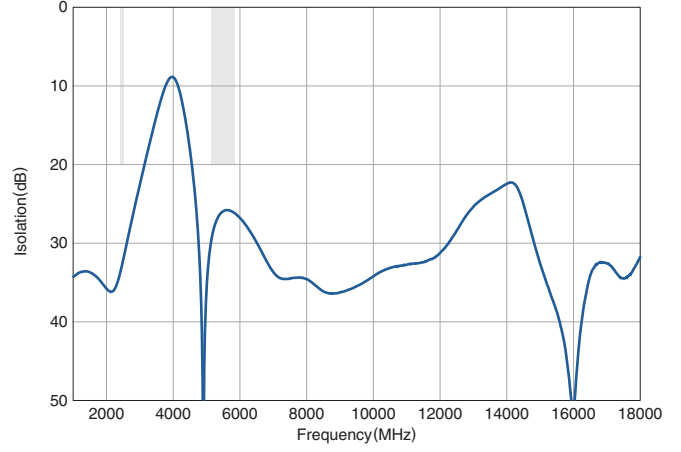
## FREQUENCY CHARACTERISTICS

### COMMON

#### Return Loss

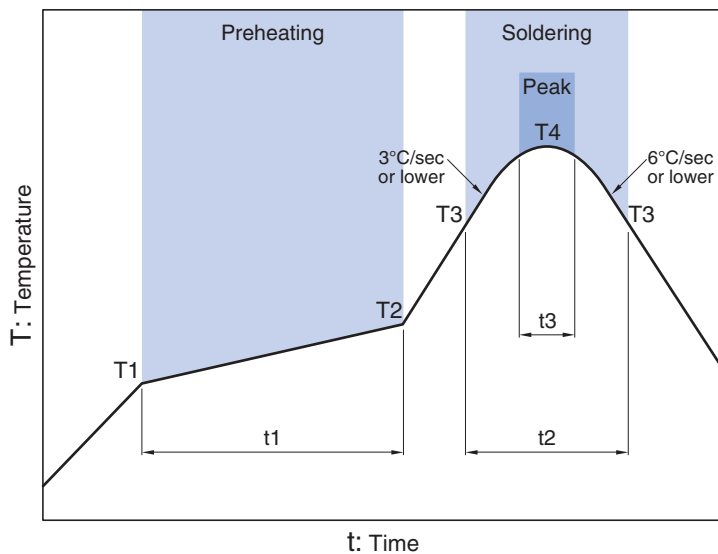


#### Isolation



# DPX205850DT-9043B1BR

## RECOMMENDED REFLOW PROFILE



Soaking			Working		Soldering Peak		
Temp.	T2	Time	Temp.	Time	Temp.	Time	Temp.
T1	T2	t1	T3	t2	T4	t3	T5
150°C	180°C	60 to 120s	230°C	more than 30s	247 to 253°C	within 10s	260°C max.

- All specifications are subject to change without notice.
- Before using these products, be sure to request the delivery specifications.

## REMINDERS FOR USING THESE PRODUCTS

Before using these products, be sure to request the delivery specifications.

### SAFETY REMINDERS

Please pay sufficient attention to the warnings for safe designing when using these products.

#### REMINDERS

The products listed on this catalog are intended for use in general electronic equipment (AV equipment, telecommunications equipment, home appliances, amusement equipment, computer equipment, personal equipment, office equipment, measurement equipment, industrial robots) under a normal operation and use condition.

The products are not designed or warranted to meet the requirements of the applications listed below, whose performance and/or quality require a more stringent level of safety or reliability, or whose failure, malfunction or trouble could cause serious damage to society, person or property.

Please understand that we are not responsible for any damage or liability caused by use of the products in any of the applications below or for any other use exceeding the range or conditions set forth in this catalog.

- |   |  |
|---|--|
| (1) Aerospace/Aviation equipment                                  | (8) Public information-processing equipment                                  |
| (2) Transportation equipment (cars, electric trains, ships, etc.) | (9) Military equipment   |
| (3) Medical equipment   | (10) Electric heating apparatus, burning equipment                           |
| (4) Power-generation control equipment                            | (11) Disaster prevention/crime prevention equipment                          |
| (5) Atomic energy-related equipment                               | (12) Safety equipment  |
| (6) Seabed equipment  | (13) Other applications that are not considered general-purpose applications |
| (7) Transportation control equipment                              |  |

When using this product in general-purpose applications, you are kindly requested to take into consideration securing protection circuit/equipment or providing backup circuits, etc., to ensure higher safety.