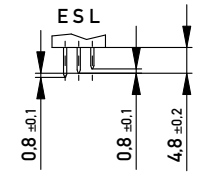
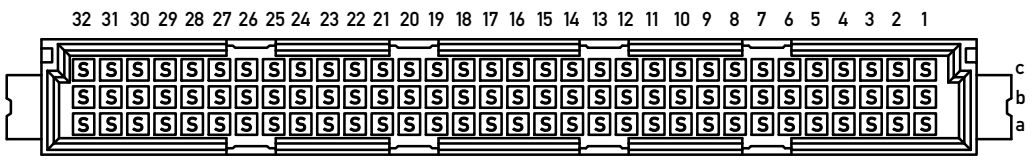


Stecklänge / mating length

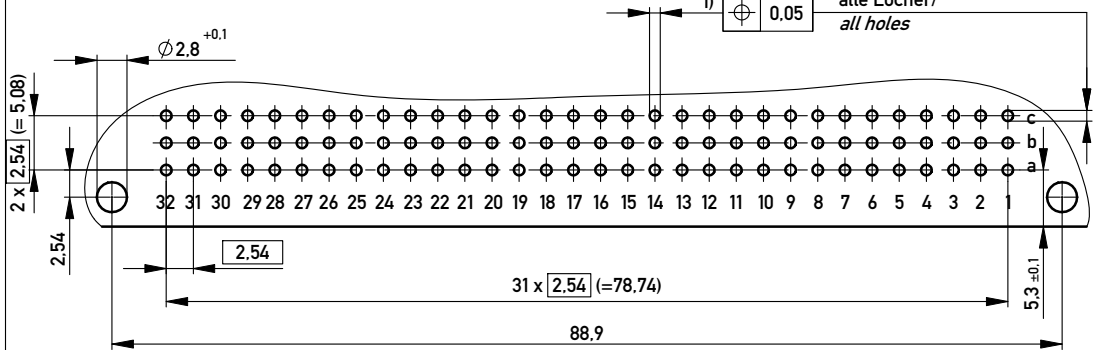


E = early mate, late break / voreilend
 S = standard
 L = late mate, early break / nacheilend

Bestückungsplan / contact layout



Leiterplatten-Lochbild / PCB drillhole pattern



Elastische Einpresszone / compliant pressfit zone
 Isolierwerkstoff / housing material : PBT GF 30
 Bauart 4 / type 4
 Anforderungsstufe 2 = 400 Steckzyklen / performance class 2 = 400 mating cycles
 Fehlende Maße und Angaben nach IEC 60 603-2 / DIN EN 60 603-2
 Missing information and dimensions per IEC 60 603-2 / DIN EN 60 603-2
 Schichtaufbau im metallisierten Loch siehe Zeichnung 164062 / Nr. 6
 diameter of drilled hole see drawing 164062 / No. 6
 1) $\phi 1.0^{+0.09}_{-0.06}$ Durchmesser des metallisierten Loches
 $\phi 1.0^{+0.09}_{-0.06}$ Diameter of finished plated-through hole

Bedruckung siehe Zeichnung 294905
 Marking see drawing 294905>

Information:		Tolerances	Scale 2:1
All rights reserved. Only for Information. To ensure that this is the latest version of this drawing, please contact one of the ERNI companies before using.		All Dimensions in mm	Designation
Subject to modification without prior notice. Drawing will not be updated.		www.ERNI.com	254835
-	17.06.2009		1
Index	Date		A3
		Class	STVC

Copyright by ERNI GmbH. Proprietary notice pursuant to ISO 16106 to be observed.