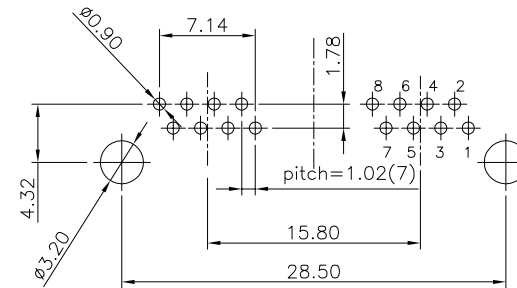
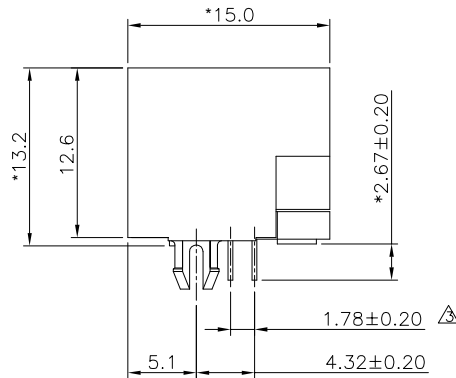
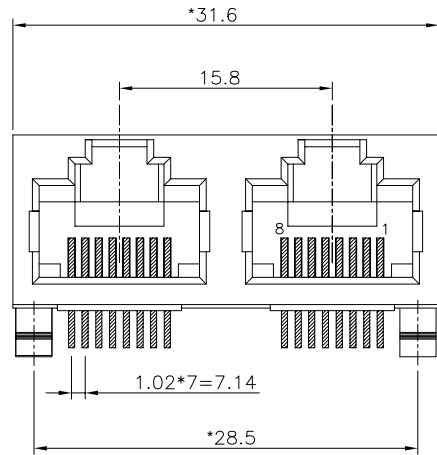


REVISION RECORD				
REV	ECO	DESCRIPTION	DRFT	CHKD
△		P/N MODIFY	Joke 12/07/04	
△		P/N MODIFY	paters 12/10/04	
△		DIMENSION MODIFY	Aaron 08/08/05	



PC Board Layout T=1.60mm  
Component Side Shown

NOTES:

ELECTRICAL:

- VOLTAGE RATING : 125 VAC RMS.
- CURRENT RATING : 1.5 AMP.
- CONTACT RESISTANCE : 30 MILLIOHMS MAX.
- INSULATION RESISTANCE: 1000 MEGOHMS MIN @ 500 VDC.
- DIELECTRIC STRENGTH : 1000 VAC RMS 60Hz, 1MIN.
- OPERATING: 750 CYCLES MIN.

MECHANICAL:

- HOUSING MATERIAL : NYLON+30%.G.F(FR52) UL94V-0.COLOR-BLACK.
- INSERT MATERIAL : NYLON+30%.G.F(FR52) UL94V-0.COLOR-BLACK.
- BACK PLATE MATERIAL : NYLON+30%.G.F(FR52) UL94V-0.COLOR-BLACK.
- CONTACT MATERIAL : PHOSPHOR BRONZE 0.35mm THICKNESS OR 0.46mm.
- PLATING : GOLD PLATING OVER NICKEL.
- PCB RETENTION PRE-SOLDER : 1 LB MIN.
- PCB RETENTION POST-SOLDER: 10 LBS MIN.

ENVIRONMENTAL:

- STORAGE : -40°C TO +85°C.
- OPERATION: -40°C TO +85°C.
- WAVE SOLDERING TEMPERATURE: 255~265°C (5~10 SECONDS)

MATES WITH MODULAR PLUG CONFORMING TO  
FCC PART 68, SUBPART F.  
CUL FILE NO. E163191

△ PART NUMBER: E5J88- 0 0 A J X X-L △

G-STAMPED PIN.  
H-ROUND PIN

PLATING: 1-3u"  
2-6u"  
3-15u"  
4-30u"  
5-50u"

DETACHED LISTS	MM (INCH)	DFTO Jake	DATE 05/05/04	FULL RISE ELECTRONIC CO., LTD		
	TOLERANCES EXCEPT AS NOTED	CHKD Chi	DATE 08/08/05			
	MM	MFO Tzou	DATE 08/08/05	TITLE LED GANG JACK 2 PORTS		
	.0 ±0.20	APPVL Yuan	DATE 08/08/05			
.00 ±0.15	MATERIAL :		DRAWING NO. GE5J3138		SIZE A3	REV 3
.000 ±0.075	ANGLES ±		/PART NO. SEE NOTE		SHEET 1 OF 1	
THIRD ANGLE PROJECTION		QT'Y :		DO NOT SCALE DRAWING		
		FINISH :		SCALE : 50:19		