

Data sheet | Item number: 282-870

3-conductor disconnect/test terminal block; e.g., current transformer circuits; with touch-proof test sockets; for 4 mm Ø test plugs; for DIN-rail 35 x 15 and 35 x 7.5; 6 mm²; CAGE CLAMP®; 6,00 mm²; gray

www.wago.com/282-870



Color:

Data

Electrical data

Subject to changes. Please also observe the further product documentation!

WAGO GmbH & Co. KG
Hansastr. 27
32423 Minden
Phone: +49571 887-0 | Fax: +49571 887-169
Email: info.de@wago.com | Web: www.wago.com

Do you have any questions about our products?
We are always happy to take your call at +49 (571) 887-44222.



Ratings per IEC/EN

Nominal voltage (III/3)	500 V
Rated impulse voltage (III/3)	6 kV
Rated current	30 A
Legend (ratings)	(III / 3) \triangleq Overvoltage category III / Pollution degree 3

Power Loss

Power loss, per pole (potential)	0.702 W
Rated current I_N for specified power loss	30 A
Resistance value for specified, current-dependent power loss	0.001 Ω

Connection data

Connection points	3
Total number of potentials	2
Number of levels	1

Connection 1

Connection technology	CAGE CLAMP [®]
Actuation type	Operating tool
Connectable conductor materials	Copper
Solid conductor	0.2 ... 6 mm ² / 24 ... 10 AWG
Fine-stranded conductor	0.2 ... 6 mm ² / 24 ... 10 AWG
Strip length	12 ... 13 mm / 0.47 ... 0.51 inches
Wiring direction	Front-entry wiring

Physical data

Width	8 mm / 0.315 inches
Height	122 mm / 4.803 inches
Depth from upper-edge of DIN-rail	75 mm / 2.953 inches

Mechanical Data

Design	angled
Mounting type	DIN-35 rail
Marking level	Center marking

Subject to changes. Please also observe the further product documentation!

WAGO GmbH & Co. KG
 Hansastr. 27
 32423 Minden
 Phone: +49571 887-0 | Fax: +49571 887-169
 Email: info.de@wago.com | Web: www.wago.com

Do you have any questions about our products?
 We are always happy to take your call at +49 (571) 887-44222.



Material Data

Note (material data)

Information on material specifications can be found here

Color	gray
Material group	I
Insulation material	Polyamide (PA66)
Flammability class per UL94	V0
Fire load	0.688 MJ
Weight	46.8 g

Environmental requirements

Processing temperature	-35 ... +85 °C
Continuous operating temperature	-60 ... +105 °C

Commercial data

Product Group	1 (Rail Mounted Terminal Blocks)
eCl@ss 10.0	27-14-11-26
eCl@ss 9.0	27-14-11-26
ETIM 8.0	EC000902
ETIM 7.0	EC000902
PU (SPU)	20 pcs
Packaging type	box
Country of origin	CN
GTIN	4044918692861
Customs tariff number	85365080900

Environmental Product Compliance

RoHS Compliance Status	Compliant,With Exemption
RoHS Exemption	6(c)

Approvals / Certificates

General approvals

Logo	Approval	Additional Approval Text	Certificate name
	CCA	EN 60947	NTR NL

Subject to changes. Please also observe the further product documentation!



DEKRA Certification B.V.		7894
cURus Underwriters Laboratories Inc.	UL 1059	E45172
KEMA/KEUR DEKRA Certification B.V.	EN 60947	71- 120778

Declarations of conformity and manufacturer's declarations

Logo	Approval	Additional Approval Text	Certificate name
	EU-Declaration of Conformity WAGO GmbH & Co. KG	-	-
	UK-Declaration of Conformity WAGO GmbH & Co. KG	-	-

Approvals for marine applications

Logo	Approval	Additional Approval Text	Certificate name
	ABS American Bureau of Shipping	EN 60947	20- HG1941090- PDA
	BV Bureau Veritas S.A.	EN 60947	07436/F0 BV
	DNV GL Det Norske Veritas, Germanischer Lloyd	-	TAE00001V2

Required accessories

End plate

End plate		
Item no.: 282-386 End and separator plate; 1.5 mm thick; without lock-out seal option; orange		www.wago.com/282-386
Item no.: 282-387 End and separator plate; 1.5 mm thick; with lock-out seal option; orange		www.wago.com/282-387
Item no.: 282-391 End and separator plate; 1.5 mm thick; without lock-out seal option; gray		www.wago.com/282-391
Item no.: 282-392 End and separator plate; 1.5 mm thick; with lock-out seal option; gray		www.wago.com/282-392

Optional accessories

Ferrule

Ferrule		

Subject to changes. Please also observe the further product documentation!

**Item no.: 216-263**

Ferrule; Sleeve for 1 mm² / AWG 18; insulated; electro-tin plated; electrolytic copper; gastight crimped; www.wago.com/216-263
acc. to DIN 46228, Part 4/09.90; red

Item no.: 216-266

Ferrule; Sleeve for 2.5 mm² / AWG 14; insulated; electro-tin plated; electrolytic copper; gastight crimped; www.wago.com/216-266
acc. to DIN 46228, Part 4/09.90; blue

Item no.: 216-264

Ferrule; Sleeve for 1.5 mm² / AWG 16; insulated; electro-tin plated; electrolytic copper; gastight crimped; www.wago.com/216-264
acc. to DIN 46228, Part 4/09.90; black

Item no.: 216-262

Ferrule; Sleeve for 0.75 mm² / 18 AWG; insulated; electro-tin plated; electrolytic copper; gastight crimped; www.wago.com/216-262
acc. to DIN 46228, Part 4/09.90; gray

Item no.: 216-267

Ferrule; Sleeve for 4 mm² / AWG 12; insulated; electro-tin plated; electrolytic copper; gastight crimped; www.wago.com/216-267
acc. to DIN 46228, Part 4/09.90; gray

Coding

Locking system

Item no.: 282-384

Lock-out; for disconnect link; yellow www.wago.com/282-384

Jumpers

Jumper

Item no.: 282-409

Jumper; insulated; gray www.wago.com/282-409

Item no.: 282-424

Jumper; insulated; orange www.wago.com/282-424

Item no.: 282-402

Jumper; insulated; gray www.wago.com/282-402

Item no.: 282-422

Jumper; insulated; yellow-green www.wago.com/282-422

Item no.: 709-110

Wire commoning chain; 2.5 mm²; insulated; black www.wago.com/709-110

Item no.: 709-112

Wire commoning chain; 2.5 mm²; insulated; black www.wago.com/709-112

Item no.: 709-111

Wire commoning chain; 2.5 mm²; insulated; black www.wago.com/709-111

Protective warning marker

Cover

Item no.: 282-415

Protective warning marker; for 5 terminal blocks; with high-voltage symbol, black; yellow www.wago.com/282-415

Mounting

Cover carrier

Subject to changes. Please also observe the further product documentation!

WAGO GmbH & Co. KG

Hansastr. 27

32423 Minden

Phone: +49571 887-0 | Fax: +49571 887-169

Email: info.de@wago.com | Web: www.wago.com

Do you have any questions about our products?

We are always happy to take your call at +49 (571) 887-44222.

**Item no.: 709-168**

Cover carrier; Type 2; incl. fixing/retaining screws and knurled nut; suitable for 283 to 285 Series rail-mounted terminal blocks; suitable for 279 to 281 Series double- and triple-deck terminal blocks; suitable for 780 to 785, 775, 776 and 777 Series TOPJOB® rail-mounted terminal blocks; suitable for 280 Series sensor and actuator terminal blocks; suitable for 282 Series disconnect/test terminal blocks for transformer circuits; gray

www.wago.com/709-168

Cover

Item no.: 709-154

Cover; Type 2; suitable for cover carrier, type 2; 1 m long; transparent

www.wago.com/709-154

Mounting accessories

Item no.: 209-106

Mounting carrier; for isolated mounting on DIN 35 rails; gray

www.wago.com/209-106**Item no.: 249-116**

Screwless end stop; 6 mm wide; for DIN-rail 35 x 15 and 35 x 7.5; gray

www.wago.com/249-116

Carrier rail

Mounting accessories

Item no.: 210-197

Steel carrier rail; 35 x 15 mm; 1.5 mm thick; 2 m long; slotted; similar to EN 60715; silver-colored

www.wago.com/210-197**Item no.: 210-198**

Copper carrier rail; 35 x 15 mm; 2.3 mm thick; 2 m long; unslotted; according to EN 60715; copper-colored

www.wago.com/210-198**Item no.: 210-504**

Steel carrier rail; 35 x 7.5 mm; 1 mm thick; 2 m long; slotted; galvanized; according to EN 60715; silver-colored

www.wago.com/210-504**Item no.: 210-505**

Steel carrier rail; 35 x 7.5 mm; 1 mm thick; 2 m long; unslotted; galvanized; according to EN 60715; silver-colored

www.wago.com/210-505**Item no.: 210-506**

Steel carrier rail; 35 x 15 mm; 1.5 mm thick; 2 m long; unslotted; galvanized; similar to EN 60715; silver-colored

www.wago.com/210-506**Item no.: 210-508**

Steel carrier rail; 35 x 15 mm; 1.5 mm thick; 2 m long; slotted; galvanized; similar to EN 60715; silver-colored

www.wago.com/210-508**Item no.: 210-113**

Steel carrier rail; 35 x 7.5 mm; 1 mm thick; 2 m long; unslotted; according to EN 60715; silver-colored

www.wago.com/210-113**Item no.: 210-118**

Steel carrier rail; 35 x 15 mm; 2.3 mm thick; 2 m long; unslotted; according to EN 60715; silver-colored

www.wago.com/210-118**Item no.: 210-112**

Steel carrier rail; 35 x 7.5 mm; 1 mm thick; 2 m long; slotted; according to EN 60715; "Hole width 25 mm; silver-colored

www.wago.com/210-112**Item no.: 210-114**

Steel carrier rail; 35 x 15 mm; 1.5 mm thick; 2 m long; unslotted; similar to EN 60715; silver-colored

www.wago.com/210-114**Item no.: 210-115**

Subject to changes. Please also observe the further product documentation!

WAGO GmbH & Co. KG

Hansastr. 27

32423 Minden

Phone: +49571 887-0 | Fax: +49571 887-169

Email: info.de@wago.com | Web: www.wago.com

Do you have any questions about our products?

We are always happy to take your call at +49 (571) 887-44222.



Steel carrier rail; 35 x 7.5 mm; 1 mm thick; 2 m long; slotted; according to EN 60715; "Hole width 18 mm; www.wago.com/210-115
silver-colored

Item no.: 210-196

Aluminum carrier rail; 35 x 8.2 mm; 1.6 mm thick; 2 m long; unslotted; similar to EN 60715; silver-colored www.wago.com/210-196

Marking accessories

Marker

Item no.: 2009-115/000-002

WMB-Inline; for Smart Printer; 1500 pieces on roll; stretchable 5 - 5.2 mm; plain; snap-on type; yellow www.wago.com/2009-115/000-002

Item no.: 2009-115/000-007

WMB-Inline; for Smart Printer; 1500 pieces on roll; stretchable 5 - 5.2 mm; plain; snap-on type; gray www.wago.com/2009-115/000-007

Item no.: 2009-115/000-017

WMB-Inline; for Smart Printer; 1500 pieces on roll; stretchable 5 - 5.2 mm; plain; snap-on type; light green www.wago.com/2009-115/000-017

Item no.: 2009-115/000-023

WMB-Inline; for Smart Printer; 1500 pieces on roll; stretchable 5 - 5.2 mm; plain; snap-on type; green www.wago.com/2009-115/000-023

Item no.: 2009-115/000-024

WMB-Inline; for Smart Printer; 1500 pieces on roll; stretchable 5 - 5.2 mm; plain; snap-on type; violet www.wago.com/2009-115/000-024

Item no.: 2009-115

WMB-Inline; for Smart Printer; 1500 pieces on roll; stretchable 5 - 5.2 mm; plain; snap-on type; white www.wago.com/2009-115

Item no.: 793-5501/000-007

WMB marking card; as card; for terminal block width 5 - 17.5 mm; stretchable 5 - 5.2 mm; plain; snap-on type; gray www.wago.com/793-5501/000-007

Item no.: 793-5501/000-012

WMB marking card; as card; for terminal block width 5 - 17.5 mm; stretchable 5 - 5.2 mm; plain; snap-on type; orange www.wago.com/793-5501/000-012

Item no.: 793-5501/000-014

WMB marking card; as card; for terminal block width 5 - 17.5 mm; stretchable 5 - 5.2 mm; plain; snap-on type; brown www.wago.com/793-5501/000-014

Item no.: 793-5501/000-017

WMB marking card; as card; for terminal block width 5 - 17.5 mm; stretchable 5 - 5.2 mm; plain; snap-on type; light green www.wago.com/793-5501/000-017

Item no.: 793-5501/000-023

WMB marking card; as card; for terminal block width 5 - 17.5 mm; stretchable 5 - 5.2 mm; plain; snap-on type; green www.wago.com/793-5501/000-023

Item no.: 793-5501/000-024

WMB marking card; as card; for terminal block width 5 - 17.5 mm; stretchable 5 - 5.2 mm; plain; snap-on type; green www.wago.com/793-5501/000-024

Subject to changes. Please also observe the further product documentation!

WAGO GmbH & Co. KG

Hansastr. 27

32423 Minden

Phone: +49571 887-0 | Fax: +49571 887-169

Email: info.de@wago.com | Web: www.wago.com

Do you have any questions about our products?

We are always happy to take your call at +49 (571) 887-44222.



type; violet

Item no.: 793-501/000-002
WMB marking card; as card; not stretchable; plain; snap-on type; yellow www.wago.com/793-501/000-002

Item no.: 793-501/000-007
WMB marking card; as card; not stretchable; plain; snap-on type; gray www.wago.com/793-501/000-007

Item no.: 793-501/000-017
WMB marking card; as card; not stretchable; plain; snap-on type; light green www.wago.com/793-501/000-017

Item no.: 793-501/000-012
WMB marking card; as card; not stretchable; plain; snap-on type; orange www.wago.com/793-501/000-012

Item no.: 793-501/000-023
WMB marking card; as card; not stretchable; plain; snap-on type; green www.wago.com/793-501/000-023

Item no.: 793-501/000-006
WMB marking card; as card; not stretchable; plain; snap-on type; blue www.wago.com/793-501/000-006

Item no.: 793-501/000-005
WMB marking card; as card; not stretchable; plain; snap-on type; red www.wago.com/793-501/000-005

Item no.: 793-501
WMB marking card; as card; not stretchable; plain; snap-on type; white www.wago.com/793-501

Item no.: 793-501/000-024
WMB marking card; as card; not stretchable; plain; snap-on type; violet www.wago.com/793-501/000-024

Item no.: 794-5553/000-002
WMB marking card; as card; MARKED; k/I (each 50); stretchable 5 - 5.2 mm; Horizontal marking; snap-on type; yellow www.wago.com/794-5553/000-002

Item no.: 793-5501/000-005
WMB marking card; as card; for terminal block width 5 - 17.5 mm; stretchable 5 - 5.2 mm; plain; snap-on type; red www.wago.com/793-5501/000-005

Item no.: 793-5501/000-002
WMB marking card; as card; for terminal block width 5 - 17.5 mm; stretchable 5 - 5.2 mm; plain; snap-on type; yellow www.wago.com/793-5501/000-002

Item no.: 793-5501/000-006
WMB marking card; as card; for terminal block width 5 - 17.5 mm; stretchable 5 - 5.2 mm; plain; snap-on type; blue www.wago.com/793-5501/000-006

Item no.: 793-5501

Subject to changes. Please also observe the further product documentation!



WMB marking card; as card; for terminal block width 5 - 17.5 mm; stretchable 5 - 5.2 mm; plain; snap-on type; white www.wago.com/793-5501

Item no.: 2009-115/000-012 www.wago.com/2009-115/000-012
WMB-Inline; for Smart Printer; 1500 pieces on roll; stretchable 5 - 5.2 mm; plain; snap-on type; orange

Item no.: 2009-115/000-006 www.wago.com/2009-115/000-006
WMB-Inline; for Smart Printer; 1500 pieces on roll; stretchable 5 - 5.2 mm; plain; snap-on type; blue

Group marker carrier

Item no.: 209-144 www.wago.com/209-144
Group marker carrier; gray

Item no.: 209-143 www.wago.com/209-143
Group marker carrier; gray

Item no.: 249-105 www.wago.com/249-105
Group marker carrier; gray

Locking levers

Locking system

Item no.: 210-254 www.wago.com/210-254
Interlocking link; mechanically locks multiple links; 1 m long; transparent

Item no.: 282-883 www.wago.com/282-883
Locking cover; mechanically locks multiple links; 3-pole; transparent

Item no.: 282-884 www.wago.com/282-884
Locking cover; mechanically locks multiple links; 4-pole; transparent

Item no.: 282-882 www.wago.com/282-882
Locking cover; mechanically locks multiple links; 2-pole; transparent

Item no.: 282-881 www.wago.com/282-881
Locking cover; mechanically locks multiple links; 1-pole; transparent

Item no.: 282-885 www.wago.com/282-885
Locking cover; mechanically locks multiple links; 5-pole; transparent

Item no.: 282-888 www.wago.com/282-888
Locking cover; mechanically locks multiple links; 8-pole; transparent

Item no.: 282-887 www.wago.com/282-887
Locking cover; mechanically locks multiple links; 7-pole; transparent

Item no.: 282-886 www.wago.com/282-886
Locking cover; mechanically locks multiple links; 6-pole; transparent

Testing and measuring

Testing accessories

Item no.: 209-170 www.wago.com/209-170

Subject to changes. Please also observe the further product documentation!



Test plug adapter; 8.3 mm wide; for 4 mm Ø test plugs; suitable for 1.5 mm² - 10 mm² tbs; gray

Tool

Operating tool

Item no.: 210-721

Operating tool; Blade: 5.5 x 0.8 mm; with a partially insulated shaft; multicoloured

www.wago.com/210-721

Downloads**Documentation****Bid Text**

282-870 X81 - Datei	2019 年2月19 日	xml 3.6 kB	Download
------------------------	--------------	---------------	----------

282-870 doc - Datei	2017 年3月2 日	doc 25.6 kB	Download
------------------------	-------------	----------------	----------

Additional Information

		pdf 2.3 MB	Download
--	--	---------------	----------

CAD/CAE-Data**CAD data**

2D/3D Models 282-870		URL	Download
----------------------	--	-----	----------

CAE data

EPLAN Data Portal 282-870		URL	Download
---------------------------	--	-----	----------

WSCAD Universe 282-870		URL	Download
------------------------	--	-----	----------

ZUKEN Portal 282-870		URL	Download
----------------------	--	-----	----------

Environmental Product Compliance**Compliance Search**

Environmental Product Compliance 282-870		URL	Download
--	--	-----	----------

3-conductor disconnect/test terminal block; e.g., current transformer circuits; with touch-proof test sockets; for 4 mm Ø test plugs; for DIN-rail 35 x 15 and 35 x 7.5; 6 mm²; CAGE CLAMP®; 6,00 mm²; gray

Subject to changes. Please also observe the further product documentation!

WAGO GmbH & Co. KG

Hansastr. 27

32423 Minden

Phone: +49571 887-0 | Fax: +49571 887-169

Email: info.de@wago.com | Web: www.wago.com



Do you have any questions about our products?

We are always happy to take your call at +49 (571) 887-44222.



Installation Notes

Conductor termination



CAGE CLAMP® connection

Inserting a conductor via operating tool (5.5 x 0.8 mm blade).

Additional CAGE CLAMP® connection on the measurement device side, e.g., when connecting wire commoning chains or applying an external voltage.

Commoning



Inserting an insulated, touch-proof adjacent jumper into the protected shorting position.

Terminal strip permanently prepared for current transformer circuits.

Subject to changes. Please also observe the further product documentation!



Additional commoning possible with circuit-related adjacent jumpers or testing option via test plug adapter (209-170) on transformer side.

Locking system



Lock-out snaps into one of two notched positions, preventing accidental operation of the disconnect link.



Interlocking link mechanically locks multiple links for multi-pole switching applications.

Subject to changes. Please also observe the further product documentation!



Snapping transparent locking cover onto 1–8 disconnect links:

a) Mechanically lock several links for multi-pole switching applications

b) Protect markers



A lock-out seal can be used on the disconnect link in notched "I" position.



Disconnect link in notched "I" position



Disconnect link in notched "I" position

In "I" operating position, the measurement device is connected to the transformer.

B = shorting link, P = test socket

Subject to changes. Please also observe the further product documentation!



Disconnect link in transition from "I" --> "TEST" (terminal blocks 1 + 2)



Disconnect link in transition from "I" --> "TEST" (terminal blocks 1 + 2)

The transformer is **not** disconnected from the measurement device, yet the shorting path is activated by moving disconnect link B from "I" to "TEST."

B = shorting link, P = test socket



Disconnect link in notched "TEST" position (terminal blocks 1 + 2)



Disconnect link in notched "TEST" position (terminal blocks 1 + 2)

The measurement device/relay is electrically disconnected from the transformer. In this position, if necessary, external voltage can be applied via the test socket, or the 2nd CAGE CLAMP® connection for relay testing in transformer protection circuits.

B = shorting link, P = test socket

Subject to changes. Please also observe the further product documentation!



Disconnect link in notched "I" position
(terminal block 2)

Disconnect link in notched "TEST" position
(terminal block 1) – measurement testing



Disconnect link in notched "I" position
(terminal block 2)

Disconnect link in notched "TEST" position
(terminal block 1) – measurement testing

Before moving the disconnect link of terminal block 1 into the notched "TEST" position, the reference current meter must be inserted into the test socket of terminal block 1.

B = shorting link, P = test socket

Testing



Touch-proof test sockets for touch-proof 4 mm Ø test plugs (not available from WAGO, but are offered by industry suppliers such as, Fabrikat Multi-Contact)

Subject to changes. Please also observe the further product documentation!



Terminal blocks required:

1 x disconnect/test terminal block (282-870)

1 x through terminal block (282-865)

1 x jumper, orange (282-424)

1 x end plate, orange (282-386)

In addition: locking cover, lock-out



Measuring set for a single-phase current transformer (without measurement testing)



Terminal blocks required:

6 x disconnect/test terminal block (282-870)

3 x jumper, orange (282-424)

3 x end plate, orange (282-386)

In addition: interlocking link, locking cover, lock-out




Measuring set for a three-phase current transformer

Pairs of disconnect links are interconnected via interlocking link or locking cover.

Measurement testing is performed after the interlocking is released.

B = shorting link, P = test socket

Subject to changes. Please also observe the further product documentation!



Terminal blocks required:

6 x disconnect/test terminal block (282-870)

5 x jumper, orange (282-424)

2 x jumper, gray (282-402)

1 x end plate, orange (282-386)


In addition: interlocking link, locking cover,
lock-out

**Measuring set for a three-phase current
transformer with 'Y' point**

All six disconnect links are interconnected via
interlocking link.

B = shorting link, P = test socket, kP = 'Y' point
jumper

Marking



Labeling via WMB Multi Marking System.

Subject to changes. Please also observe the further product documentation!