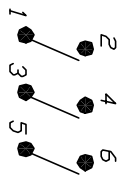
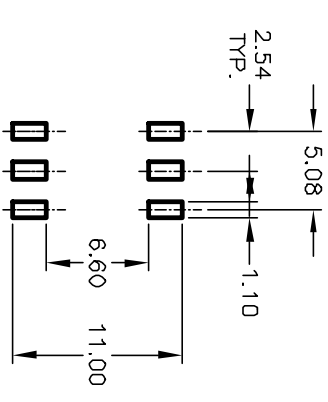
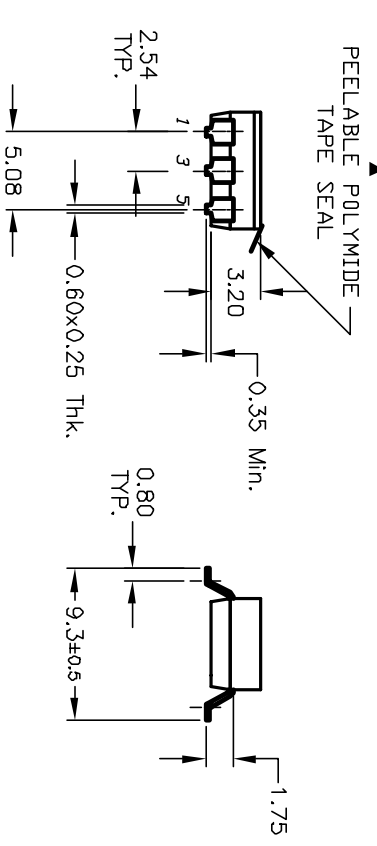


Pos. 1 Designate
Pin #1 Location



CIRCUIT 3 POSITION

- NOTES:
1. ALL DIMENSIONS IN MM
 2. GENERAL TOLERANCE: X.X=±0.4
X.XX=±0.25
 3. TERM. NOS. FOR REFERENCE ONLY.
 4. CONTACT RATINGS: 25mA @24VDC.
 5. CONTACT MATERIAL:
CONTACTS: BRASS w/Gold Plate
TERMINALS: BRASS w/GOLD Plate
 6. PACKAGED: DISPENSING TUBES
WITH ALL POLES IN THE "OFF" POSITION.
 7. TAPE SEAL FOR FLUX WASH.
 8. ▲ DESIGNATE MAJOR:

RECOMMENDED P.C.B. LAYOUT

E-SWITCH®

REV. A		12277		RELEASED FOR PRODUCTION		7/1/02		CJB	
REV. A		ECN No.		DESCRIPTION		DATE		CHKD	
THE INFORMATION CONTAINED IN THIS DOCUMENT IS PROPRIETARY TO E-SWITCH AND IS NOT TO BE COPIED OR TRANSMITTED									
TITLE		SCALE		DATE		DR		REV	
KAJ03 TG GT		2:1		7/1/02		CJB		A	
LDW PROFILE W/TAPE SEAL									
W825323									