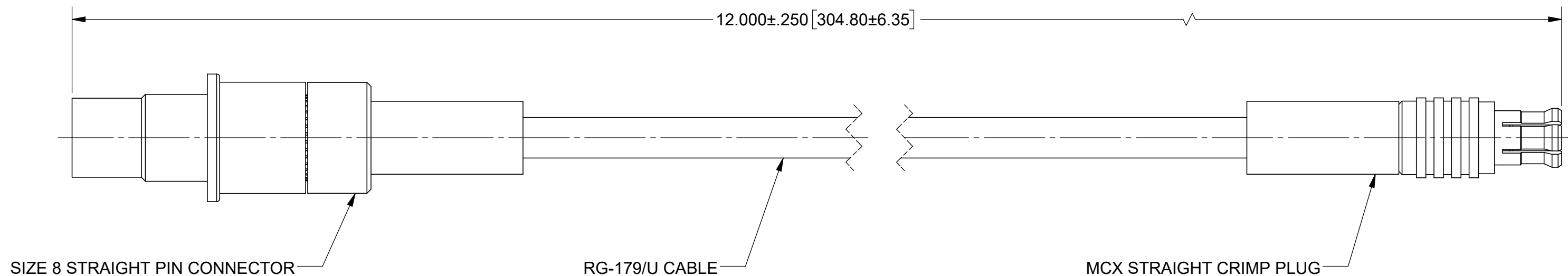


# PRODUCT DATA DRAWING

REVISION HISTORY			
REV	DESCRIPTION	DATE	APPROVED
-	NRN 50993	08/21	SEE PDM



## MATERIAL:

CONNECTORS: SIZE 8 STRAIGHT PIN CONNECTOR (9341-40064)  
MCX STRAIGHT CRIMP PLUG


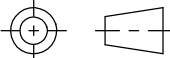
CABLE: RG-179/U CABLE (200-70-118)

STRAIN RELIEF: M23053/5

## PERFORMANCE:

IMPEDANCE: 75 OHMS  
FREQ. RANGE: DC TO 3.0 GHz.

- NOTES:
- SIZE 8 PIN DESIGNED TO MATE TO SIZE 8 SOCKET CONTACT (9351-40046) ON 7093-0279, OR SIMILAR.
  - SIZE 8 PIN WILL NOT MATE TO STANDARD SIZE 8 SOCKET CONTACT OR BMA CONNECTOR.

MATERIAL: SEE NOTES	DIMENSIONS ARE IN INCHES TOLERANCES: FRACTIONAL: $\pm 1/64$ ANGULAR: X° $\pm 1'0''$ X"X' $\pm 15''$	UNLESS OTHERWISE SPECIFIED 1) ALL DIMENSIONS ARE IN INCHES (MILLIMETERS) 2) ALL DIMENSIONS ARE AFTER PLATING 3) BREAK CORNERS & EDGES .005 R. MAX. 4) CHAM. 1ST & LAST THREADS. 5) SURFACE ROUGHNESS 63-MIL-STD-10. 6) DIA. 'S ON COMMON CENTERS TO BE CONCENTRIC WITHIN .005 T.I.R. 7) REMOVE ALL BURRS	 Amphenol www.svmicrowave.com
FINISH: SEE NOTES	DECIMAL: X $\pm .030$ .XX $\pm .010$ .XXX $\pm .005$		
SURFACE AREA: N/A	INTERPRET DIMENSIONS AND TOLERANCES PER ASME Y14.5M - 1994	DRAWN: TSW 08/26/21	TITLE: SIZE 8 STR. PIN TO MCX STR. PLUG RG179 CABLE ASSEMBLY
PROPRIETARY THE INFORMATION CONTAINED IN THIS DRAWING IS THE SOLE PROPERTY OF SV MICROWAVE, INC. ANY REPRODUCTION IN PART OR AS A WHOLE WITHOUT THE WRITTEN PERMISSION OF SV MICROWAVE, INC IS PROHIBITED.	THIRD ANGLE PROJECTION 	CHECKED: SEE PDM	SIZE DWG. NO. <b>B</b> 7093-0280
		APPROVED: SEE PDM	SCALE: 4:1 SHEET 1 OF 1