


Data sheet | Item number: 770-317

Snap-in frame; 2-pole; 1.0 ... 3.0 mm; black

[www.wago.com/770-317](http://www.wago.com/770-317)



Color:

Subject to changes. Please also observe the further product documentation!

WAGO GmbH & Co. KG  
Hansastr. 27  
32423 Minden  
Phone: +49571 887-0 | Fax: +49571 887-169  
Email: [info.de@wago.com](mailto:info.de@wago.com) | Web: [www.wago.com](http://www.wago.com)

Do you have any questions about our products?  
We are always happy to take your call at +49 (571) 887-44222.



Plate thickness: 1 ... 3 mm

Cutout tolerance: + 0.1 mm

Please see note below!

## Item description

### Mounting accessories *WINSTA*® MIDI 2-pole

Realize the electrical installation easily and quickly: The mounting accessories from the *WINSTA*® MIDI product line is the solution for quick, straightforward installation. You can rely on the quality of *WINSTA*® components from WAGO for your electrical installation accessories too. The *WINSTA*® MIDI Pluggable Connection System with Push-in CAGE CLAMP® spring pressure connection technology facilitates safe electrification.

Subject to changes. Please also observe the further product documentation!



Due to the integrated test slot, connections can be checked even when they are plugged in. This saves time, labor, and money.

## WINSTA® MIDI solutions for your electrical installation – protected against mismatching and maintenance-free

The WINSTA® Pluggable Connection System allows pluggable electrical installation. This significantly reduces the need for servicing and lowers costs. Take advantage of the pluggable version of our maintenance-free spring pressure connection technology too! Plan your installation with WINSTA® MIDI accessories with protection against mismatching from WAGO.

- 
- for automation controllers
- rapid, structured electrical installation

### Data

#### Notes

Note	The snap-in connectors must be relieved of tensile and transverse forces. A surface finish can influence the edge radius of the cutouts. This may affect the snap-in socket fit, so ensure an adequate fit before use. In addition, the punched edge should be on the inside for punched cutouts. The wings of the snap-in connectors must not be mechanically stressed for a long period before use (e.g., due to a pre-locking position).
------	--

### Connection data

#### Connection 1

Pole number	2
-------------	---

### Physical data

Width	25.8 mm / 1.016 inches
Height	18.5 mm / 0.728 inches
Depth	38.75 mm / 1.526 inches

### Mechanical Data

Housing sheet thickness	1 ... 3 mm / 0.039 ... 0.118 inches
-------------------------	-------------------------------------

Subject to changes. Please also observe the further product documentation!

WAGO GmbH & Co. KG  
Hansastr. 27  
32423 Minden  
Phone: +49571 887-0 | Fax: +49571 887-169  
Email: [info.de@wago.com](mailto:info.de@wago.com) | Web: [www.wago.com](http://www.wago.com)

Do you have any questions about our products?  
We are always happy to take your call at +49 (571) 887-44222.



Mounting type	Snap-in flange
Suitable	for socket and plug

## Material Data

Note (material data)

Information on material specifications can be found here

Color	black
Insulation material	Polyamide (PA66)
Flammability class per UL94	V0
Fire load	0.076 MJ
Weight	2.7 g

## Environmental requirements

Processing temperature	-5 ... +40 °C
Continuous operating temperature	-35 ... +85 °C
Note on continuous operating temperature	Insulating parts for temperatures ≤ 105 °C

## Commercial data

Product Group	20 (Winsta)
eCl@ss 10.0	27-44-06-92
eCl@ss 9.0	27-44-06-92
ETIM 8.0	EC002863
ETIM 7.0	EC002863
PU (SPU)	100 pcs
Packaging type	box
Country of origin	DE
GTIN	4050821261162
Customs tariff number	39269097900

## Environmental Product Compliance

RoHS Compliance Status	Compliant, No Exemption
------------------------	-------------------------

## Approvals / Certificates

### General approvals

Logo	Approval	Additional Approval Text	Certificate name
------	----------	--------------------------	------------------

Subject to changes. Please also observe the further product documentation!

WAGO GmbH & Co. KG  
 Hansastr. 27  
 32423 Minden  
 Phone: +49571 887-0 | Fax: +49571 887-169  
 Email: [info.de@wago.com](mailto:info.de@wago.com) | Web: [www.wago.com](http://www.wago.com)

Do you have any questions about our products?  
 We are always happy to take your call at +49 (571) 887-44222.



CCA DEKRA Certification B.V.	EN 61535	71- 123228
CCA DEKRA Certification B.V.	IEC 61535	NL -84761

## Declarations of conformity and manufacturer's declarations

Logo	Approval	Additional Approval Text	Certificate name
	<b>EU-Declaration of Conformity</b> WAGO GmbH & Co. KG	-	-

## Approvals for marine applications

Logo	Approval	Additional Approval Text	Certificate name
	<b>ABS</b> American Bureau of Shipping	-	19- HG1868589- PDA
	<b>DNV GL</b> Det Norske Veritas, Germanischer Lloyd	-	TAE00001Z6
	<b>LR</b> Lloyds Register	IEC 61984	LR22429487TA

## Optional accessories

## Locking levers

Locking system		
<b>Item no.: 770-140</b> Locking lever; for sockets and plugs; for tool operation; gray		<a href="http://www.wago.com/770-140">www.wago.com/770-140</a>

## Downloads

## Documentation

## Bid Text

770-317 X81 - Datei	2019 年2月19日	xml 2.6 kB	Download
770-317 doc - Datei	2014 年12月2日	doc 23.6 kB	Download

Subject to changes. Please also observe the further product documentation!

WAGO GmbH & Co. KG  
Hansastr. 27  
32423 Minden  
Phone: +49571 887-0 | Fax: +49571 887-169  
Email: [info.de@wago.com](mailto:info.de@wago.com) | Web: [www.wago.com](http://www.wago.com)

Do you have any questions about our products?  
We are always happy to take your call at +49 (571) 887-44222.

## CAD/CAE-Data

### CAD data

2D/3D Models 770-317	<a href="#">URL</a>	<a href="#">Download</a>
----------------------	---------------------	--------------------------

### CAE data

ZUKEN Portal 770-317	<a href="#">URL</a>	<a href="#">Download</a>
----------------------	---------------------	--------------------------

WSCAD Universe 770-317	<a href="#">URL</a>	<a href="#">Download</a>
------------------------	---------------------	--------------------------

## Environmental Product Compliance


### Compliance Search

Environmental Product Compliance 770-317	<a href="#">URL</a>	<a href="#">Download</a>
--	---------------------	--------------------------


Snap-in frame; 2-pole; 1.0 ... 3.0 mm; black

## Installation Notes

### Installation



Insert the socket or plug into the frame (observe the "TOP" marking on the frame!), then snap the assembled unit into the cutout.



Snap the assembled unit into the cutout.

## Product family

**WINSTA® MIDI**

[Show all products from the family](#)

Subject to changes. Please also observe the further product documentation!

WAGO GmbH & Co. KG

Hansastr. 27

32423 Minden

Phone: +49571 887-0 | Fax: +49571 887-169

Email: [info.de@wago.com](mailto:info.de@wago.com) | Web: [www.wago.com](http://www.wago.com)

Do you have any questions about our products?

We are always happy to take your call at +49 (571) 887-44222.