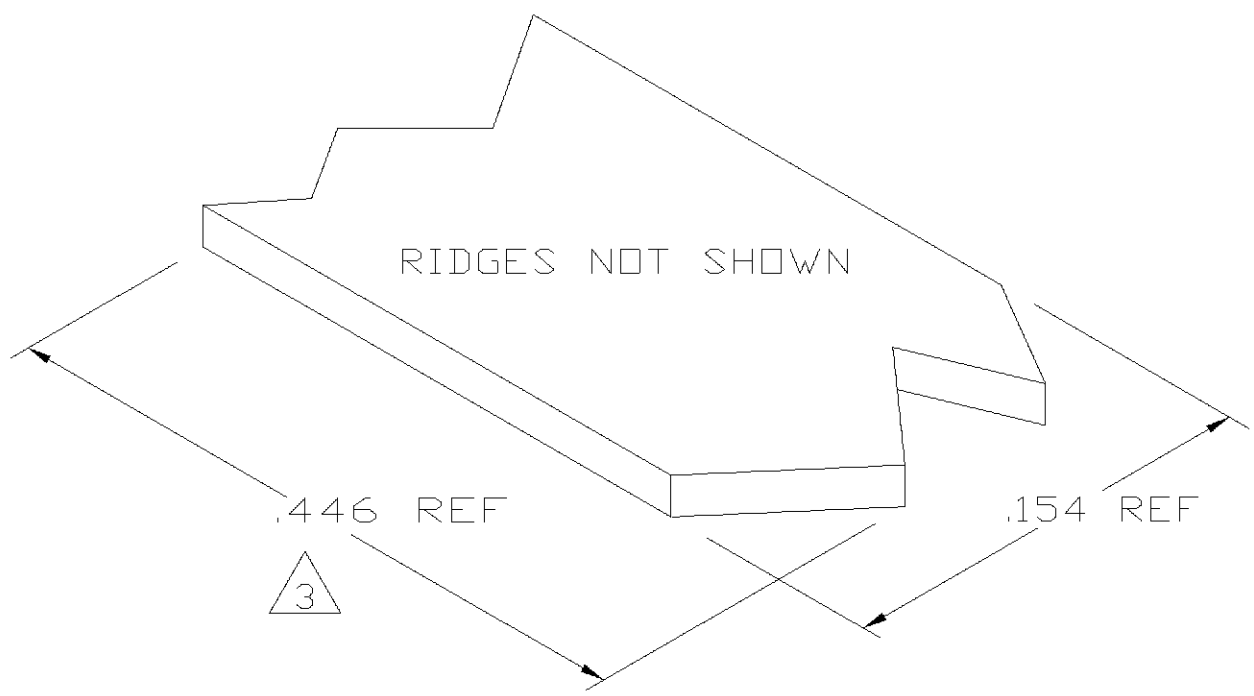
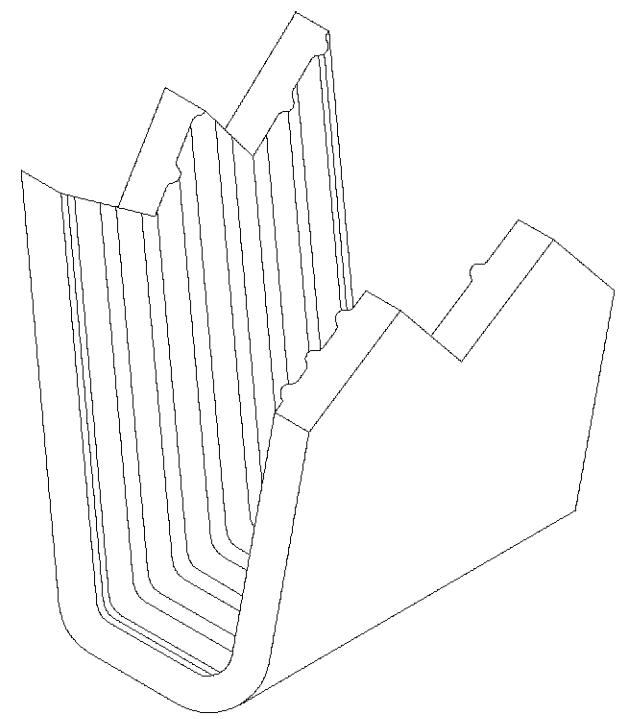
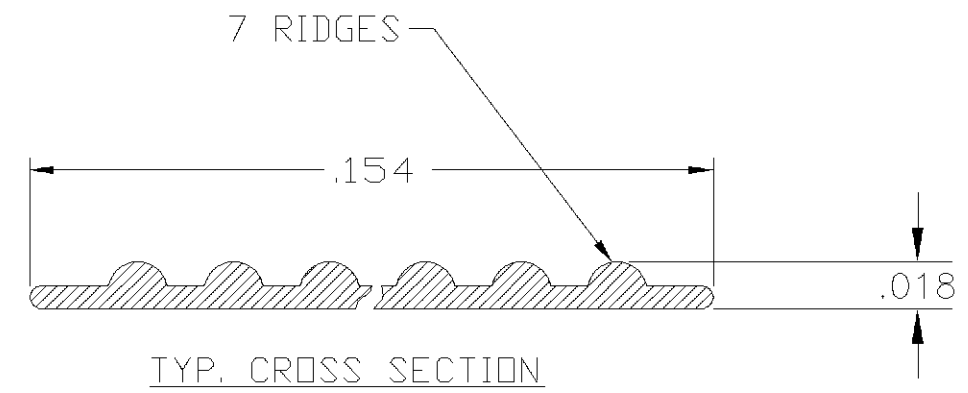


THIS DRAWING IS UNPUBLISHED. RELEASED FOR PUBLICATION  
 © COPYRIGHT BY TYCO ELECTRONICS CORPORATION. ALL RIGHTS RESERVED.

LOC	DIST	REVISIONS			
P	LTR	DESCRIPTION	DATE	DWN	APVD
AF	50	0	TRANSFERED TO TYCO FORMAT	07MAY02	MF EH



- 1 CRIMPBAND MATERIAL PROVIDED IN CONTINUOUS STRIP.
- 2 REFERENCE DESCRIPTIVE PART NUMBER G125D18A.
- 3 BLANK LENGTH DETERMINED BY 125 TOOLSET.



PARTIAL FORMED VIEW (REF)  
 FORMED BY APPLICATION TOOLING

1601531-1  
 PART NUMBER

THIS DRAWING IS A CONTROLLED DOCUMENT.		DWN MICHAEL S. FEHER 07MAY2002	Tyco Electronics Corporation Harrisburg, PA 17105-3608				
DIMENSIONS: INCHES		CHK EDWARD HOWARD 07MAY2002					
TOLERANCES UNLESS OTHERWISE SPECIFIED:		APVD EDWARD HOWARD 07MAY2002	NAME -				
0 PLC ± - 1 PLC ± - 2 PLC ± - 3 PLC ± .005 4 PLC ± - ANGLES ± -		PRODUCT SPEC -	CRIMPBAND, RTM				
MATERIAL UNS C72500 CU-NI ALLOY		FINISH NONE	APPLICATION SPEC -	SIZE A3	CAGE CODE 00779	DRAWING NO C-1601531	RESTRICTED TO -
CUSTOMER DRAWING			WEIGHT -	SCALE 1:1	SHEET 1 OF 1	REV 0	