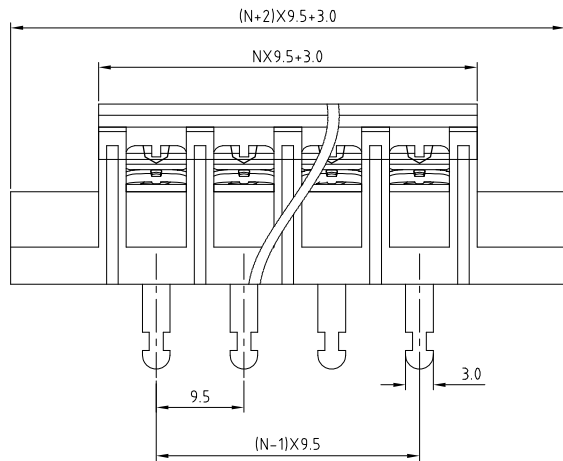
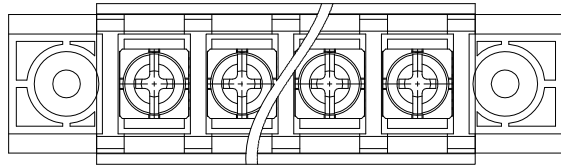
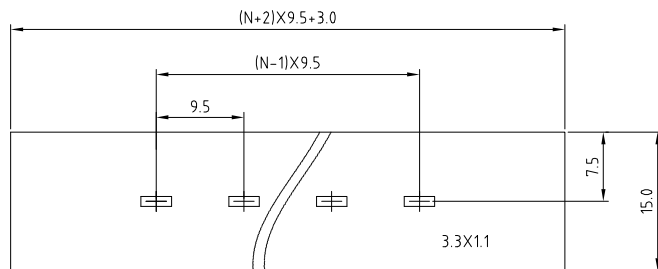


Transfer or duplication of this document as well as the utilisation or communication of its content are not permitted unless express consent is granted. Violations give rise to claims for damages. All rights reserved in case of patent, utility model or design patent registrations.

N=Number of contacts



P.C.B LAYOUT



Technical Data:

Electrical

Pitch: 9.5mm

Voltage rating: 300 V

Current rating: 20 Amps

Contact resistance: 20mΩ(max)

Withstanding Voltage: 2500VAC(1min) Test time=60sec/1pcs

Wire range: 14-22 AWG

Mechanical:

Torque: 12kgf.cm/M3.5

Operating temperature: -40°C to +105°C

Soldering temperature

Temperature= 250°C±10°C /5 seconds max

Safety approval (pending):

RoHS Compliance

Part No.: **OSTYK506XX130**

No. of Poles
 02 2 Poles
 03 3 Poles

 24 24 Poles

4	Cover	PC				1
3	Screw	Steel / M3.5	Ni plated			1xN
2	Terminal	Copper Alloy	Tin plated			1xN
1	Body	PBT+15%GF				1
ITEM	NAME OF PART	MATERIAL	NOTES			Q"TY
DWG.	DATE	UNITS:	MM	SHEET:	1 OF 1	Tolerance
CHK.	DATE	SCALE:	NONE 1.5:1 (:)	REV.:	A	X. ±0.50
APP.	DATE	TITLE:	OSTYK-506 SERIES 9.5MM			X.X ±0.30
			WITH FLANGE & WITH COVER			X.XX ±0.10
		PART NO.:	OSTYK506XX130			X° ±1°
		DWG NO.:	OSTYK506XX130.DWG			

REV		DESCRIPTION	CHK.	DATE
-----	--	-------------	------	------



ON-SHORE TECHNOLOGY, INC.