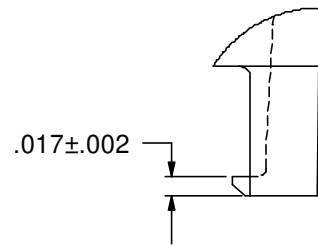
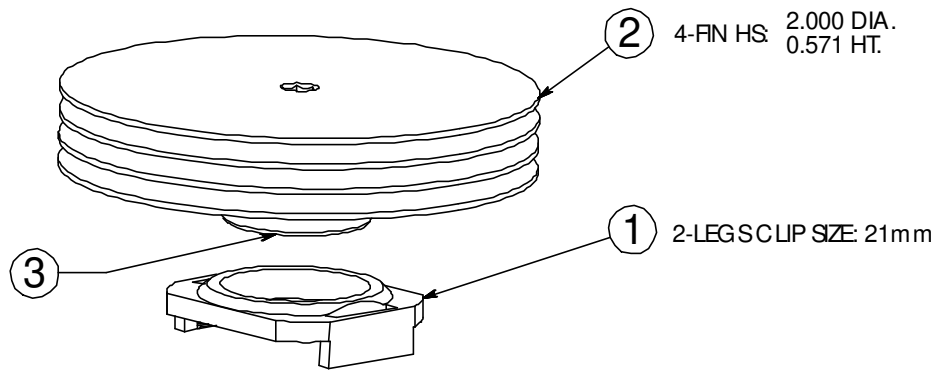


REVISION(S)			
LTR	DESCRIPTION	INIT	APP'D
A	ERN: 111318	E.T 3/16/06	C.W 3/16/06



DETAIL A
SCALE= 6X

NOTE:

1. MATERIAL:

HEAT SINK: ALUM. (BLACK ANODIZE)
CLIP: BLACK PEI (UL94-VO)

2. BEFORE THE HEATSINK APPLICATION, THE USER SHOULD IDENTIFY THE SPECIFICATION OF MAXIMUM LOAD ON THE BGA PACKAGE.

HEATSINK TORQUE SPECIFICATIONS CONVERTED TO FORCE.

BARE DIE PACKAGE:

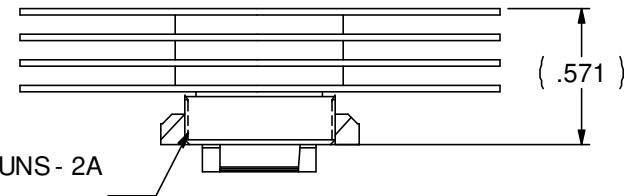
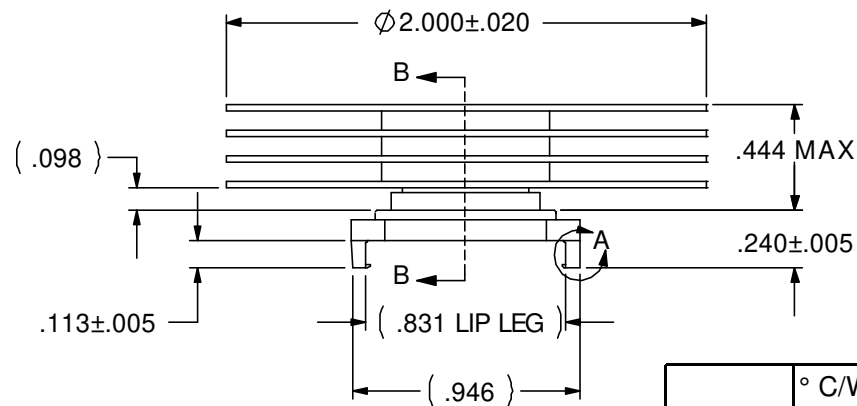
1.5 INCH - LB TORQUE = 8.5 LBS FORCE
2.0 INCH - LB TORQUE = 11.4 LBS FORCE

FULL SIZE LID PACKAGE:

1.5 INCH - LB TORQUE = 8.3 LBS FORCE
2.0 INCH - LB TORQUE = 11.1 LBS FORCE

3. REMOVE CLIP WITH REMOVAL TOOL P/N: 1542616-1.

4. RoHS COMPLIANCE AND CERTIFICATION REQUIRED.



SECTION B-B

Power	° C/W @ Ambient	° C/W @ 200 LFM	° C/W @ 400 LFM	° C/W @ 600 LFM
5 Watts	---	---	---	---
10 Watts	---	---	---	---
15 Watts	---	3.62	2.38	1.94

CUSTOMER DRAWING
SPECIFICATIONS ARE SUBJECT TO CHANGE WITHOUT NOTICE

ITEM	DESCRIPTION	QTY
1	MOUNTING CLIP	1
2	HEAT SINK	1
3	INTERFACE	1

tyco / Electronics Attleboro Falls Massachusetts 02763

UNLESS OTHERWISE SPECIFIED TO LEFANGS ARE: DRAWN BY: E.TAO DATE: 3/16/06 MATERIAL: SEE NOTE

.XX ± . ENGINEER: C. WANG DATE: 3/16/06 FINISH: SEE NOTE

.XXX ± . FILENAME PROJECT SYSTEM

.XXXX ± . THIRD ANGLE PROJECTION

ANGLES ± "

CONFIDENTIAL PROPERTY OF TYCO ELECTRONICS. NOT TO BE DISCLOSED TO OTHERS. REPRODUCED OR USED FOR ANY PURPOSES EXCEPT AS AUTHORIZED IN WRITING BY AN AUTHORIZED OFFICIAL OF TYCO. MUST BE RETURNED TO TYCO ON DEMAND, ON COMPLETION OF ORDERS OR OTHER PURPOSES FOR WHICH LENT.

TITLE: 21mm HEATSINK ASSEMBLY

DIMENSIONS ARE IN: INCHES SCALE: 1.25:1 PARTNO: 1-1542012-7 SHEET: 1 OF 1

SIZE: A DWG. NO. C-1-1542012-7 REV: A