

Thin Film Pyroelectric Single Channel Sensor

Introduction

Broadcom thin film pyroelectric infrared (IR) sensors for gas detection and substance concentration measurements offer exceptionally high responsivity, low microphonics and class leading thermal and electrical stability. This high performance current mode sensor achieves a signal to noise of ~10,000 and offers a fast, stable response over a wide operating frequency range. The sensor element is built into a low noise circuit that has an internal CMOS operational amplifier, with a 10 GΩ feedback resistor outputting a voltage signal centred around half the supply rail.



Sensor Characteristics

Filter aperture	2.5 mm \varnothing
Element size	1000 μm x 1000 μm
Package	TO39
Responsivity ¹	150,000 V/W
D* ¹	3.5 x 10 ⁸ cm $\sqrt{\text{Hz}}$ / W
Noise ¹	70 $\mu\text{V}/\sqrt{\text{Hz}}$
Op amp with 10 GΩ feedback resistor	

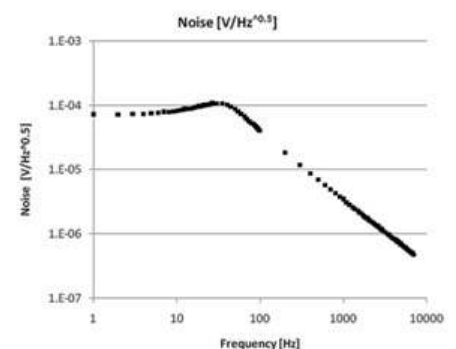
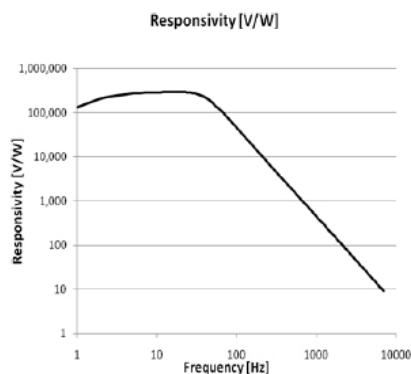
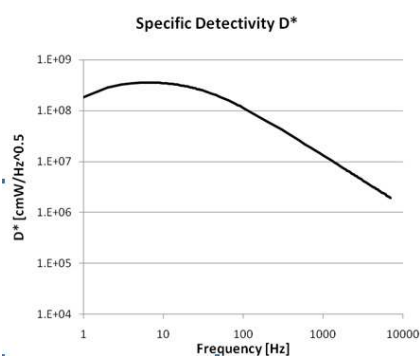
Electrical Characteristics

Max. Voltage (+V) ²	8.0 V
Output voltage normalised around mid-rail	
Min. Voltage (+V)	2.7 V
Microphonics	S _{vib} ~2 $\mu\text{V}/\text{g}$ at 10 Hz
Time Constant	~12 ms
Operating Temperature	-40 to +85 °C
Storage Temperature	-40 to +110 °C
Filter	See "Filters Available"

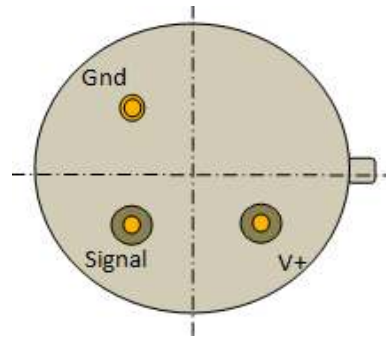
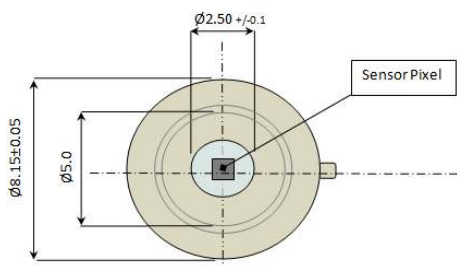
¹10 Hz, 500 K, room temperature, without window and optics

²Absolute maximum operating voltage

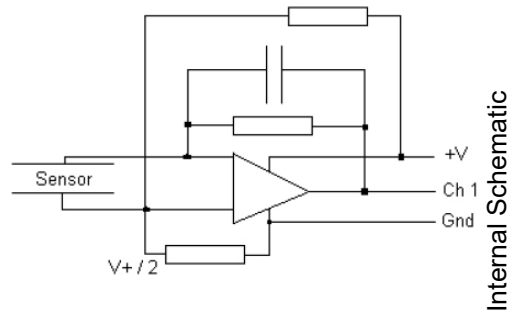
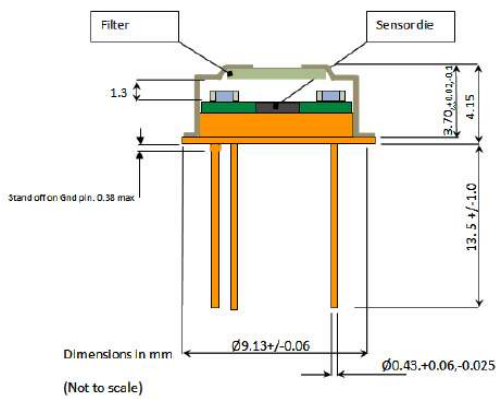
Frequency Characteristics



Package Information

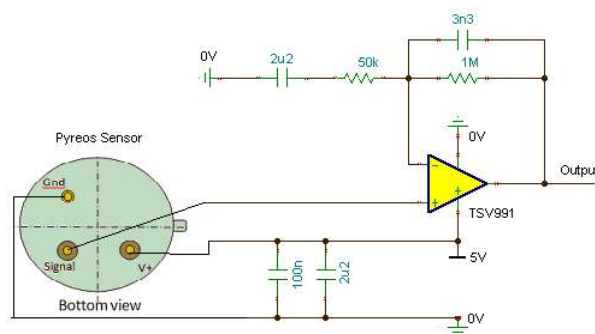


Filter window size



Note: Ensure that the sensor base is not in contact with the PCB in order to avoid shorts.

Recommended Circuit Diagram



Filters Available

Broadcom has the following standard filters available.

Part number	Channel 1 CWL μm / (HPB nm)	Use
AFBR- S6PY0211	4.64 / (180)	CO

Note: An additional window may be required to provide high wavelength blocking.

Broadcom, the pulse logo, and Connecting everything are among the trademarks of Broadcom and/or its affiliates in the United States, certain other countries, and/or the EU.

Copyright © 2022 by Broadcom. All Rights Reserved.

The term “Broadcom” refers to Broadcom Inc. and/or its subsidiaries. For more information, please visit www.broadcom.com.

Broadcom reserves the right to make changes without further notice to any products or data herein to improve reliability, function, or design. Information furnished by Broadcom is believed to be accurate and reliable. However, Broadcom does not assume any liability arising out of the application or use of this information, nor the application or use of any product or circuit described herein, neither does it convey any license under its patent rights nor the rights of others.

AFBR-S6ATO1-DS100