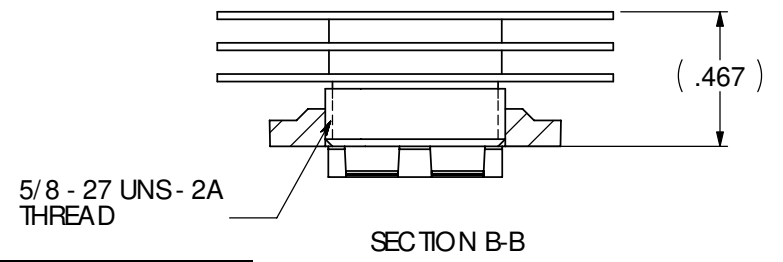
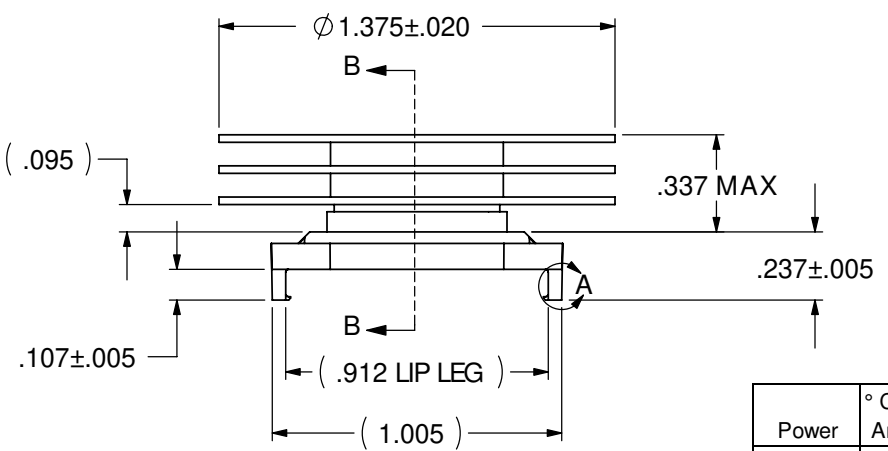
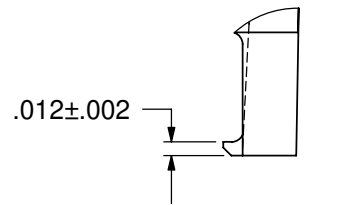
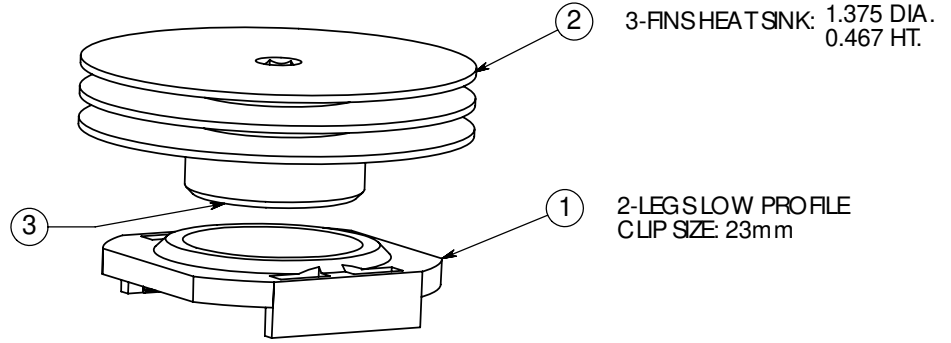


REVISION(S)			
LTR	DESCRIPTION	INIT	APP'D
O	ECN: 0S60-0040-04	E.T 02/16/04	B.P 02/23/04
A	ECR-06-014978	E.T 6/28/06	V.K 6/30/06



Power	° C/W @ Ambient	° C/W @ 200 LFM	° C/W @ 400 LFM	° C/W @ 600 LFM
5 Watts	13.23	5.99	4.05	3.45
10 Watts	11.44	6.03	3.84	3.31
15 Watts	10.46	6.04	3.72	3.28

CUSTOMER DRAWING

SPECIFICATIONS ARE SUBJECT TO CHANGE WITHOUT NOTICE

ITEM	DESCRIPTION	QTY	SCALE
1	MOUNTING CLIP	1	DO NOT SCALE
2	HEAT SINK	1	
3	INTERFACE	1	

tyco / Electronics Attleboro Falls Massachusetts 02763

UNLESS OTHERWISE SPECIFIED TO LEFT REFERENCES ARE:

DRAWN BY: E.TAO	DATE: 02/23/04	MATERIAL: SEE NOTE
ENGINEER: B.P	DATE: 02/23/04	FINISH: SEE NOTE
FILENAME	PROJECT	SYSTEM

CONFIDENTIAL PROPERTY OF TYCO ELECTRONICS NOT TO BE DISCLOSED TO OTHERS REPRODUCED OR USED FOR ANY PURPOSES EXCEPT AS AUTHORIZED IN WRITING BY AN AUTHORIZED OFFICIAL OF TYCO. MUST BE RETURNED TO TYCO ON DEMAND, ON COMPLETION OF ORDERS OR OTHER PURPOSES FOR WHICH LENT.

TITLE: 23mm LOW PROFILE HEAT SINK ASSEMBLY (HTS767-U)

DIMENSIONS ARE IN: INCHES	SCALE: 1.5:1	PART NO.: 5-1542004-7	SHEET: 1 OF 1
TIN/PL ANGLE PROJECTION	SIZE: A	DWG. NO. C-5-1542004-7	REV: A

D
C
B
A

D
C
B
A