

Features

- High Power and Current Handling Capability
- Epoxy Meets UL 94 V-0 Flammability Rating
- Moisture Sensitivity Level 3
- Halogen Free. "Green" Device
- Lead Free Finish/RoHS Compliant ("P" Suffix Designates RoHS Compliant. See Ordering Information)

Maximum Ratings

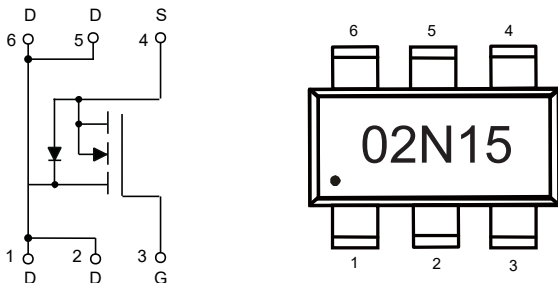
- Operating Junction Temperature Range : -55°C to +150°C
- Storage Temperature Range: -55°C to +150°C
- Thermal Resistance: 100°C/W Junction to Ambient ⁽¹⁾

Parameter	Symbol	Rating	Unit
Drain-Source Voltage	V _{DS}	150	V
Gate-Source Voltage	V _{GS}	±20	V
Continuous Drain Current	I _D	T _A =25°C	2
		T _A =100°C	1.3
Pulsed Drain Current ⁽²⁾	I _{DM}	6	A
Total Power Dissipation	P _D	1.25	W

Note:

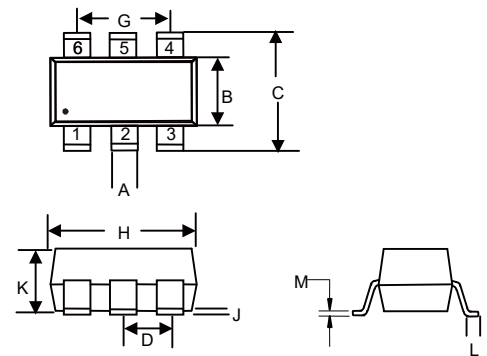
1. Device Mounted on FR-4 PCB, 1 inch x 0.85 inch x 0.062 inch.
2. Pulse Test: Pulse Width ≤ 300µs, Duty Cycle ≤ 2%.

Internal Structure and Marking Code



**N-CHANNEL
MOSFET**

SOT23-6L



DIM	MIN DIMENSIONS				NOTE
	INCHES		MM		
A	0.012	0.020	0.30	0.50	
B	0.051	0.070	1.30	1.80	
C	0.087	0.126	2.20	3.20	
D	0.037		0.95		TYP.
G	0.074		1.90		TYP.
H	0.106	0.122	2.70	3.10	
J	0.002	0.006	0.05	0.15	
K	0.030	0.051	0.75	1.30	
L	0.012	0.024	0.30	0.60	
M	0.003	0.008	0.08	0.22	

Electrical Characteristics @ 25°C (Unless Otherwise Specified)

Parameter	Symbol	Test Conditions	Min	Typ	Max	Unit
Static Characteristics						
Drain-Source Breakdown Voltage	$V_{(BR)DSS}$	$V_{GS}=0V, I_D=250\mu A$	150			V
Gate-Source Leakage Current	I_{GSS}	$V_{DS}=0V, V_{GS}=\pm 20V$			± 100	nA
Zero Gate Voltage Drain Current	I_{DSS}	$V_{DS}=150V, V_{GS}=0V$			1	μA
Gate-Threshold Voltage	$V_{GS(th)}$	$V_{DS}=V_{GS}, I_D=250\mu A$	1.3	1.8	2.5	V
Drain-Source On-Resistance	$R_{DS(on)}$	$V_{GS}=10V, I_D=2A$		240	290	m Ω
		$V_{GS}=8V, I_D=1.5A$		250	300	m Ω
Diode Forward Voltage	V_{SD}	$V_{GS}=0V, I_S=1A$			1.3	V
Dynamic Characteristics						
Input Capacitance	C_{iss}	$V_{DS}=25V, V_{GS}=0V, f=1MHz$		540		pF
Output Capacitance	C_{oss}			36		
Reverse Transfer Capacitance	C_{rss}			29		
Switching Characteristics						
Total Gate Charge	Q_g	$V_{DS}=75V, V_{GS}=10V, I_D=2A$		15.9		nC
Gate-Source Charge	Q_{gs}			2.79		
Gate-Drain Charge	Q_{gd}			3.8		
Reverse Recovery Time	Q_{rr}	$I_F=2A, di/dt=100A/\mu s$		48		ns
Reverse Recovery Charge	t_{rr}			46		
Turn-On Delay Time	$t_{d(on)}$	$V_{GS}=10V, V_{DS}=75V, I_D=2A$ $R_g=4.5\Omega$		6		ns
Turn-On Rise Time	t_r			19.4		
Turn-Off Delay Time	$t_{d(off)}$			20		
Turn-Off Fall Time	t_f			28		

Curve Characteristics

Fig. 1 - Typical Output Characteristics

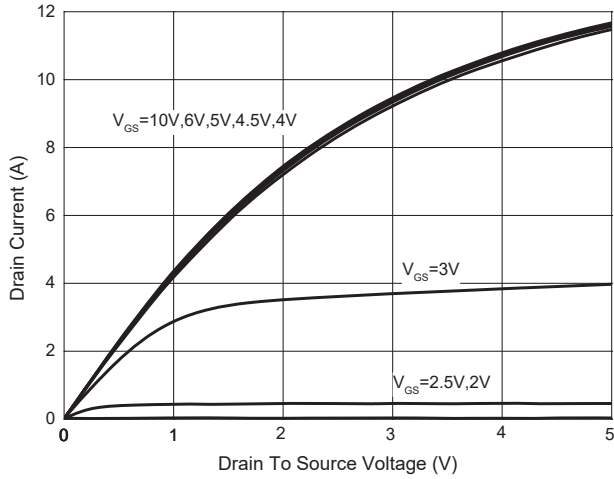


Fig. 2 - Transfer Characteristics

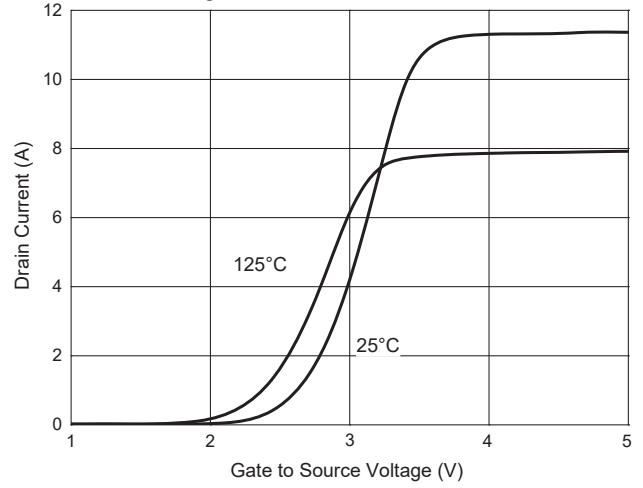


Fig. 3 - $R_{DS(ON)} - V_{GS}$

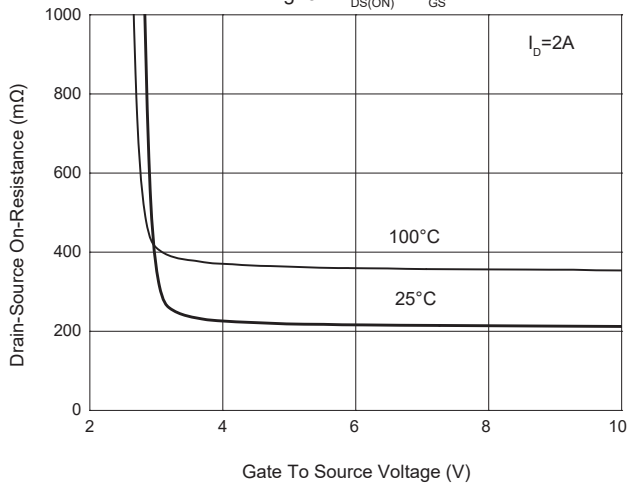


Fig. 4 - $I_S - V_{SD}$

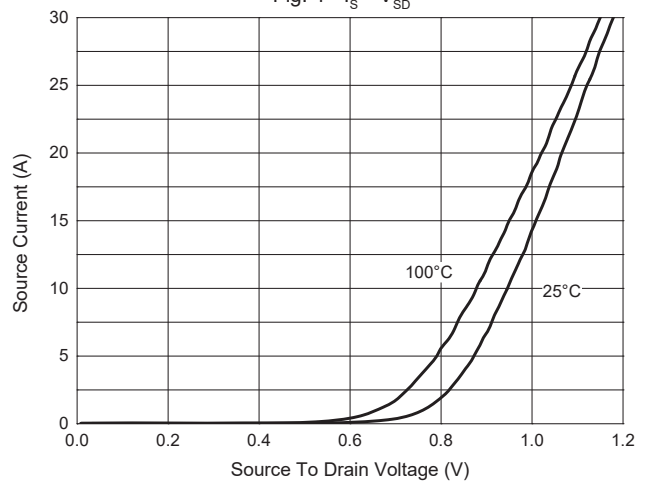


Fig. 5 - $R_{DS(ON)} - I_D$

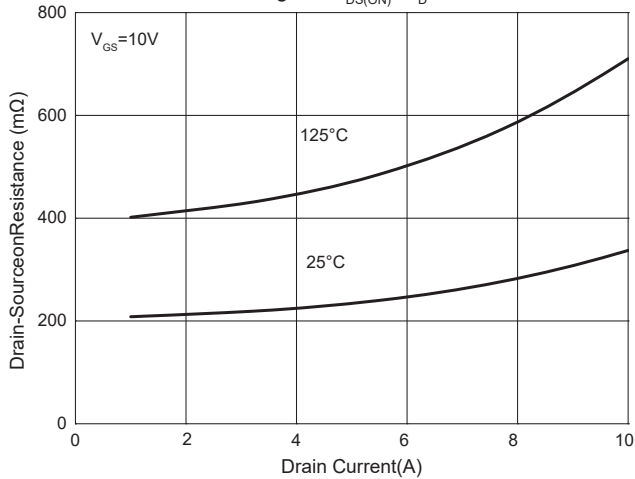
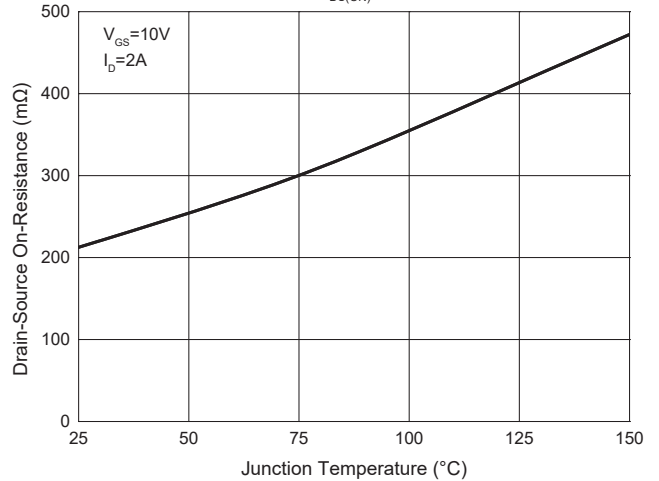


Fig. 6 - $R_{DS(ON)}$



Curve Characteristics

Fig. 7 - Threshold Voltage

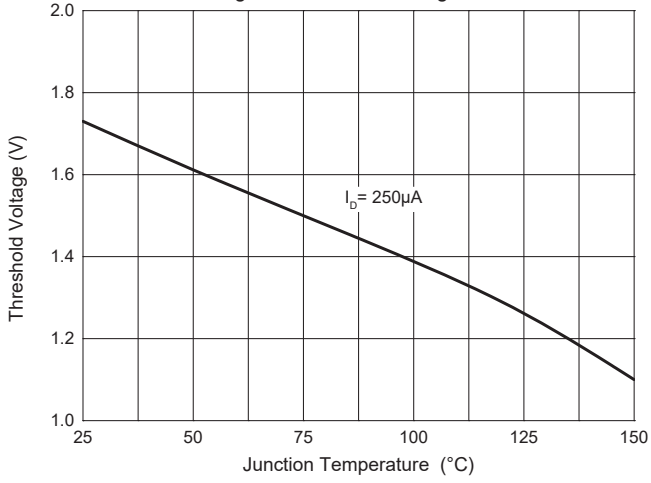


Fig. 8 - Capacitance Characteristics

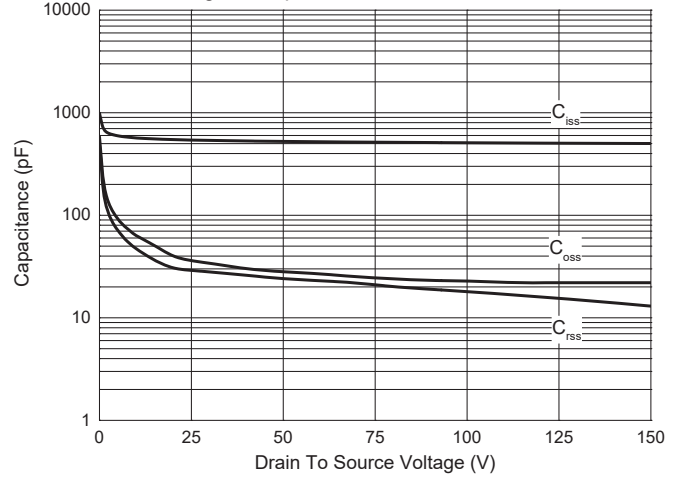
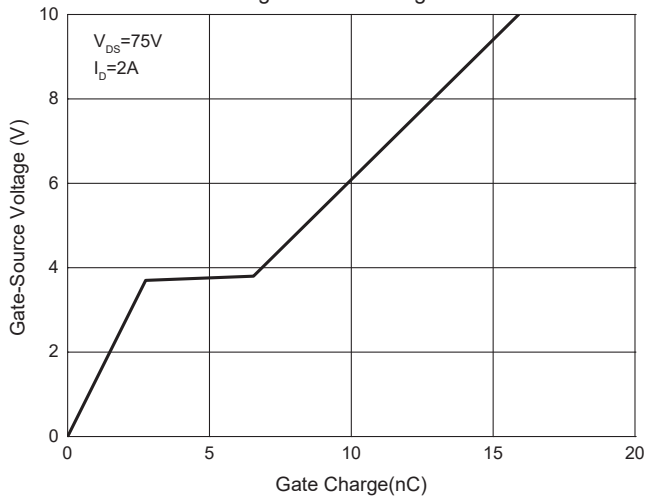


Fig. 9 - Gate Charge



Ordering Information

Device	Packing
Part Number-TP	Tape&Reel: 3Kpcs/Reel

*****IMPORTANT NOTICE*****

Micro Commercial Components Corp. reserves the right to make changes without further notice to any product herein to make corrections, modifications, enhancements, improvements, or other changes. **Micro Commercial Components Corp.** does not assume any liability arising out of the application or use of any product described herein; neither does it convey any license under its patent rights, nor the rights of others. The user of products in such applications shall assume all risks of such use and will agree to hold **Micro Commercial Components Corp.** and all the companies whose products are represented on our website, harmless against all damages. **Micro Commercial Components Corp.** products are sold subject to the general terms and conditions of commercial sale, as published at <https://www.mccsemi.com/Home/TermsAndConditions>.

*****LIFE SUPPORT*****

MCC's products are not authorized for use as critical components in life support devices or systems without the express written approval of Micro Commercial Components Corporation.

*****CUSTOMER AWARENESS*****

Counterfeiting of semiconductor parts is a growing problem in the industry. Micro Commercial Components (MCC) is taking strong measures to protect ourselves and our customers from the proliferation of counterfeit parts. MCC strongly encourages customers to purchase MCC parts either directly from MCC or from Authorized MCC Distributors who are listed by country on our web page cited below. Products customers buy either from MCC directly or from Authorized MCC Distributors are genuine parts, have full traceability, meet MCC's quality standards for handling and storage. **MCC will not provide any warranty coverage or other assistance for parts bought from Unauthorized Sources.** MCC is committed to combat this global problem and encourage our customers to do their part in stopping this practice by buying direct or from authorized distributors.