

### ORDERING CODE

Example:

ZP=Zettler standard series

AP=Customized series

HP=High Performance series

DP=DC-DC

Output Power (W)

03=3W

20=20W

Output Type

S=Single Output

D=Dual Output

T=Triple Output

First Output Voltage

05=5V, 12=12V

Second Output Voltage

06=6V, 12=12V

00= No Second Output

Input AC Voltage Range

W=Wide Voltage Input

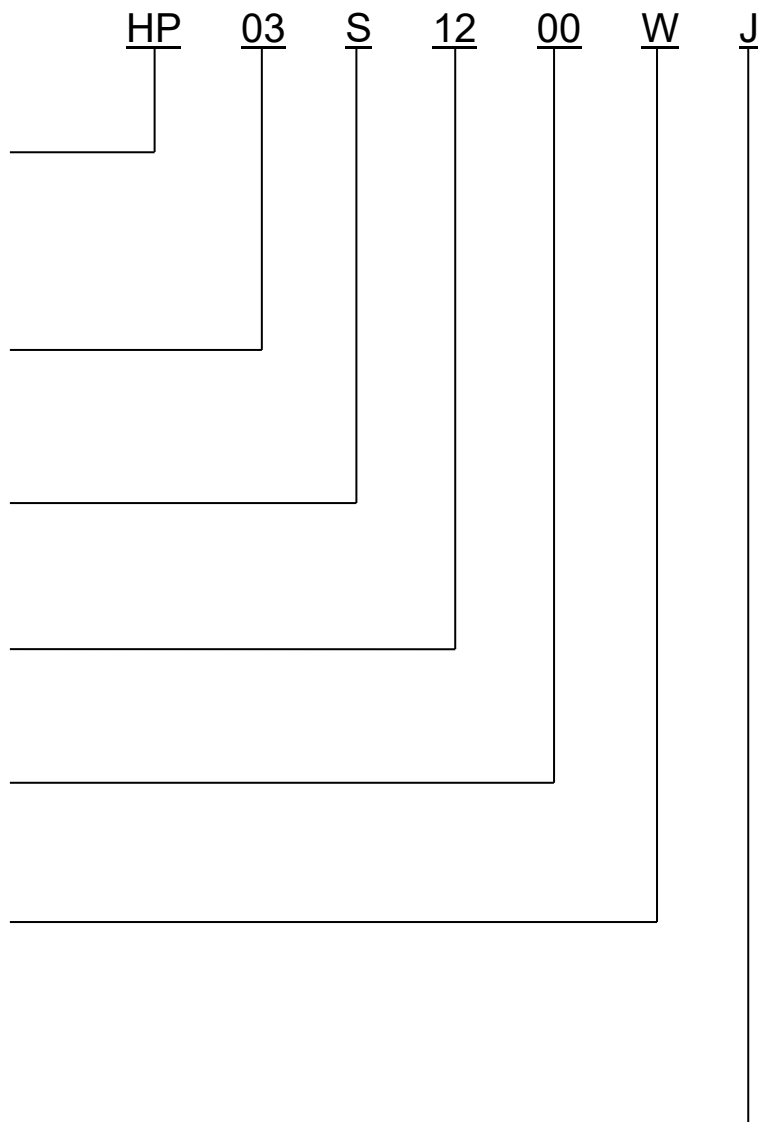
H=High Voltage Input ( $\geq 165\text{VAC}$ )

L=Low Voltage Input ( $< 165\text{VAC}$ )

Case Dimension

A: A Type case

B: B Type case...



### FEATURES

- PCB mounted switching Power module
- AC input voltage range: 85VAC~305VAC
- DC input voltage range: 100VDC~430VDC
- Ambient temperature range: -25°C~85°C
- Storage temperature range: -40°C~105°C
- Leakage current (Input :305VAC): <0.25mA
- Isolation voltage: Input –Output ≥3600VAC 60S
- Insulation Resistance: Input –Output 500VDC ≥100M Ohms
- MTBF: 1000Khrs Min MIL-HDBK-217F (25°C)
- Compact size, easy installation
- High efficiency low standby power consumption <0.15W, Environment-friendly
- Built-in output over current protection, over-voltage protection, short circuit protection
- Built-in EMI filter components, comply with the EN55032 class B standard
- Class II Construction

### APPLICATIONS

This series could be widely applied in the LED, light control, Instrument, smart home and other home appliances.

NOTE: Contact Zettler for information on halogen free options

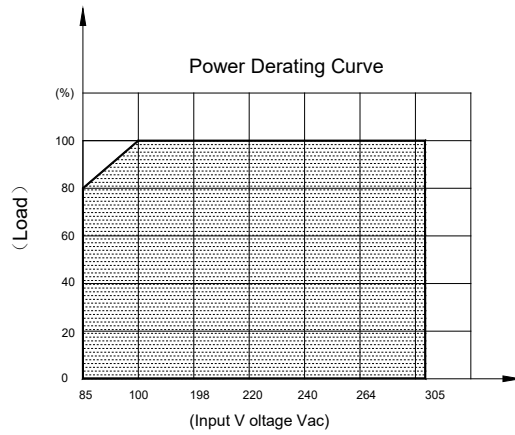
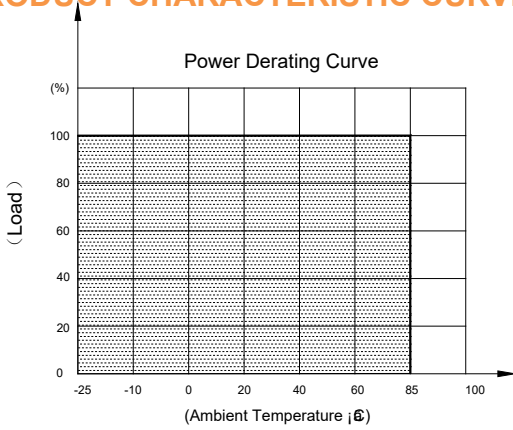
### MODEL LIST

Model No.	Output Power	DC Voltage	Rated Current	Efficiency 230VAC, % Typ.	Ripple&Noise (max)	Ambient TEMP(°C)	Weight	Certificate			
								UL	TUV	CE	CB
HP03S0500WJ	3W	5Vdc	600mA	72%	100mVp-p	85	23.8g	●	●	●	●
HP03S0600WJ	3W	6Vdc	500mA	72%	100mVp-p	85	23.8g	●	●	●	●
HP03S0700WJ	3W	7.5Vdc	400mA	74%	100mVp-p	85	23.8g	●	●	●	●
HP03S0800WJ	3W	8Vdc	375mA	74%	100mVp-p	85	23.8g	●	●	●	●
HP03S0900WJ	3W	9Vdc	333mA	74%	100mVp-p	85	23.8g	●	●	●	●
HP03S1000WJ	3W	10Vdc	300mA	76%	150mVp-p	85	23.8g	●	●	●	●
HP03S1200WJ	3W	12Vdc	250mA	76%	150mVp-p	85	23.8g	●	●	●	●
HP03S1500WJ	3W	15Vdc	200mA	77%	200mVp-p	85	23.8g	●	●	●	●
HP03S1800WJ	3W	18Vdc	166mA	78%	250mVp-p	85	23.8g	●	●	●	●
HP03S2400WJ	3W	24Vdc	125mA	78%	250mVp-p	85	23.8g	●	●	●	●

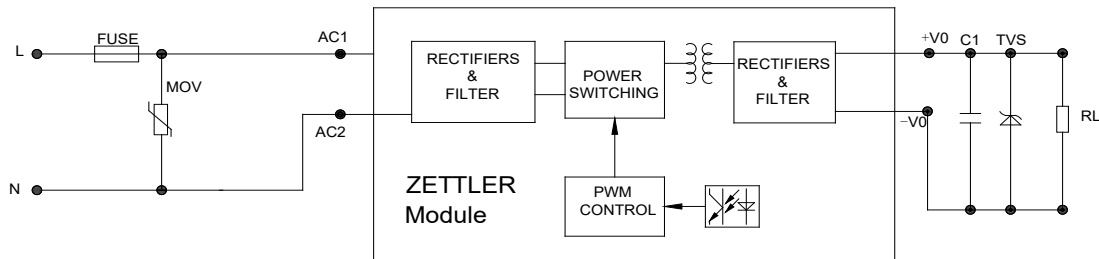
### ELECTRICAL SPECIFICATION

Model No.		HP03SXX00WJ		
Input	Rated Voltage	100~277VAC		
	Voltage Range	85~305VAC or 100~430VDC		
	Frequency (Hz)	47-63 Hz		
	Current (Full load)	115VAC	230VAC	277VAC
		70mA	40mA	35mA
	Inrush Current (<500us)	10A	20A	
	No Load Loss	0.15W Max@230VAC		
HOT PLUG	Unavailable			
Output	Voltage (V)	Refer to "Model List"		
	Current (mA) max.	Refer to "Model List"		
	Voltage Accuracy	(5V±5% ) ±3%		
	Line Regulation	±0.5%		
	Load Regulation	±0.5%		
	Minimum Load (mA)	0		
	Ripple & Noise	Refer to "Model List"		
	Efficiency (typ.)	Refer to "Model List"		
	Set-up Time	≤50ms/230Vac, ≤30ms/115Vac		
	Hold up Time	>40ms/230VAC, 12ms/115VAC		
Protection	Over Current Protection	≥120%Io Self-recovery		
	Short Circuit Protection	Hiccup ,continuous ,short capable, self-recovery		
Environment	Operating Temperature	-25°C...+85°C @Free air convection		
	Operating Humidity	10-90% RH		
	Storage Temperature	-40°C...+105°C		
	Storage Humidity	5-95% RH		
	Temperature Coefficient	±0.03%/°C (0~85°C)		
Physical	Case Material	Plastic (UL 94V-0 rated)		
	Weight	23.8g (ref.)		
Safety & EMC	Dielectric Strength	I/P-O/P : 3600VAC		
	Safety Standards	Compliance With UL/EN62368-1 ,EN61558-2-16		
	EMI	Compliance With EN55032, CLASS B EN61000-3-2, EN61000-3-3		
	EMS (Noise Immunity)	Compliance With EN55035	Need to add external EMC component (Refer to the Schematic)	
Reliability Requirement	MTBF	1000Khrs Min MIL-HDBK-217F (25°C)		
	Burn-In Test	The unit shall be burned in for 2~4 hours under 264Vac input and DC with full load at normal temperature		

## PRODUCT CHARACTERISTIC CURVE



## TYPICAL APPLICATION SCHEMATIC



ITEM	MOV	FUSE
1~2W	14D561K	1A/300V
3-10W	14D561K	2A/300V
10~20W	14D561K	3.15A/300V

Note: External circuit components are only recommendations, customers should choose their own components and values according to their specific system application requirements.

## MECHANICAL SPECIFICATION

