

DO NOT SCALE FROM THIS PRINT

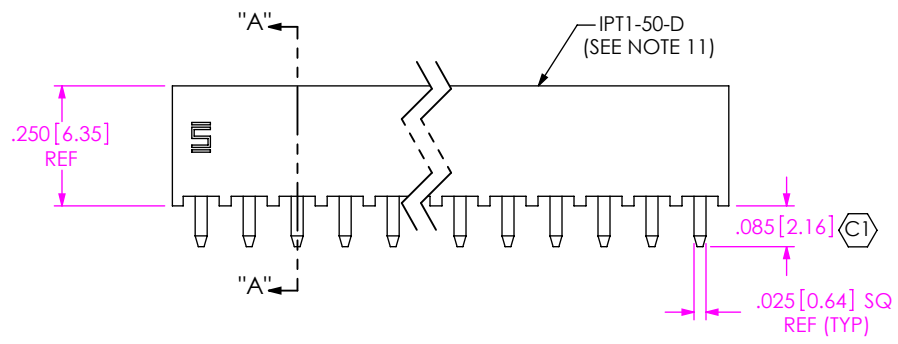
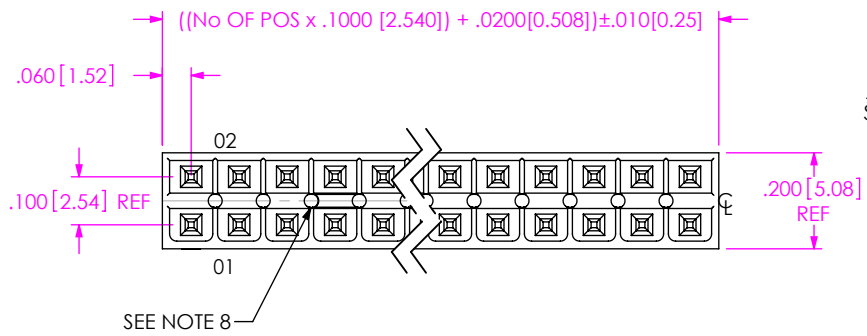


FIG 1
(IPT1-125-01-XX-D-XXX SHOWN)

IPT1-1XX-XX-XX-D-XX

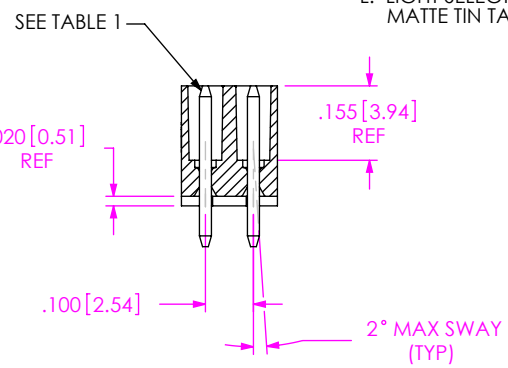
No. OF POS PER ROW
-02 THRU -25

LEAD STYLE
SEE TABLE 1, SHEET 2

OPTION
(SEE NOTE 11)
-PL: POSITION #1 REMOVED
(USE IPT1-XX-D-P)
(SEE NOTE 12)
-FL: FRICTION LOCK [POS -05 THRU -25]
(USE IPT1-XX-D-FL-X & T-1S64-XX-X)
(ONLY AVAILABLE ON -01 & -03
LEAD STYLES)

ROW SPECIFICATION
(SEE NOTE 11)
-D: DOUBLE (USE IPT1-XX-D-XX-X)

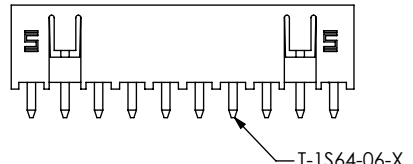
PLATING SPECIFICATION
-S: SELECTIVE, 30 Au / 50 Ni MIN ON CONTACT,
MATTE TIN TAIL
-SM: SELECTIVE, 30 Au / 50 Ni MIN ON CONTACT,
MATTE TIN TAIL
-L: LIGHT SELECTIVE, 10 Au / 50 Ni MIN ON CONTACT,
MATTE TIN TAIL



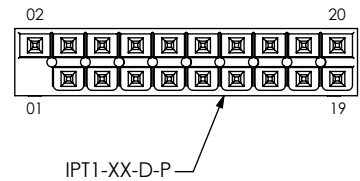
SECTION "A"- "A"

NOTES:

1. (C) REPRESENTS A CRITICAL DIMENSION.
2. MAXIMUM ALLOWABLE CUT FLASH: .010[0.25].
3. MINIMUM TERMINAL PUSH OUT FORCE: 2 LBS
4. MAXIMUM VARIATION BETWEEN PIN ROWS: .005[0.13].
5. "END WALLS" AFTER CUTTING SHOULD BE .010+/- .003[0.25+/-0.08].
6. PARTS TO BE TUBE PACKAGED.
7. ALL DIMENSIONS TO BE ABOUT CENTERLINE WITHIN +/- .005[0.13].
8. PRESENCE OF VOIDS IS OPTIONAL AND PATTERN TO WHICH THEY OCCUR IS VARIABLE.
9. -T PLATING OPTION AVAILABLE FOR EXISTING CUSTOMERS ONLY.
10. NOTE DELETED.
11. STANDARD BODIES CAN BE CUT TO POSITION.
FOR -PL & -FL OPTIONS, BODIES MUST BE MOLDED TO POSITION.
12. FOR EXISTING CUSTOMERS ONLY, -POL CAN BE SUBSTITUTED FOR -PL.
13. ORDERS WILL BE PACKAGED ACCORDING TO THE SAMTEC PACKAGING EFFICIENCY STANDARDS (SPES) FOUND ON WWW.SAMTEC.COM.



-FL: FRICTION LOCK OPTION
(IPT1-110-01-X-D-FL SHOWN)



-PL: POLARIZED OPTION
(IPT1-110-01-X-D-PL SHOWN)

UNLESS OTHERWISE SPECIFIED, DIMENSIONS ARE IN INCHES.
TOLERANCES ARE:
DECIMALS .XX: ±.01 [0.3]
.XXX: ±.005 [0.13]
.XXXX: ±.0020 [0.051]

PROPRIETARY NOTE
THIS DOCUMENT CONTAINS CONFIDENTIAL AND PROPRIETARY INFORMATION AND ALL DESIGN, MANUFACTURING, REPRODUCTION, USE, PATENT RIGHTS AND SALES RIGHTS ARE EXPRESSLY RESERVED BY SAMTEC, INC. THIS DOCUMENT SHALL NOT BE DISCLOSED, IN WHOLE OR PART, TO ANY UNAUTHORIZED PERSON OR ENTITY NOR REPRODUCED, TRANSFERRED OR INCORPORATED IN ANY OTHER PROJECT IN ANY MANNER WITHOUT THE EXPRESS WRITTEN CONSENT OF SAMTEC, INC.



520 PARK EAST BLVD, NEW ALBANY, IN 47150
PHONE: 812-944-6733 FAX: 812-948-5047
e-Mail: info@SAMTEC.com code 55322

MATERIAL: DO NOT SCALE DRAWING SHEET SCALE: 1:0.4
INSULATOR: LCP, UL 94 VO, COLOR: BLACK
CONTACT: PHOS BRONZE, 510, 3/4 HARD

DESCRIPTION:
.100 DOUBLE ROW SHROUDED TERMINAL ASSEMBLY
DWG. NO. IPT1-1XX-XX-XX-D-XX
BY: DEAN P 11-05-2002 SHEET 1 OF 2

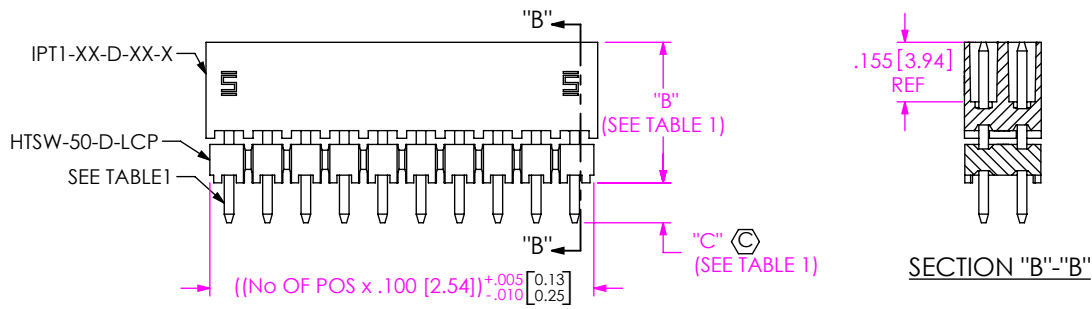
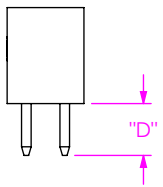
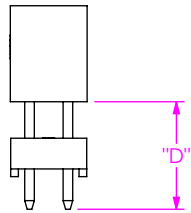


FIG 2
(IPT1-110-02-XX-D-XXX SHOWN)



LEAD STYLE -01



LEAD STYLE -02 TO -09

IN-PROCESS

| LEAD STYLE | PACKAGING TUBE | TUBE PLUG |
|---------------|----------------|-----------|
| -01 | PT-1-24-01-103 | TP-09 |
| -02 | PT-1-24-08-15 | TP-07 |
| -03, -04, -05 | PT-1-24-01-152 | TP-13 |
| -06 | PT-1-24-02-105 | TP-07 |
| -07 | PT-1-24-02-47 | TP-26 |
| -08 | PT-1-24-03-47 | TP-03 |
| -09 | PT-1-24-07-51 | TP-13 |

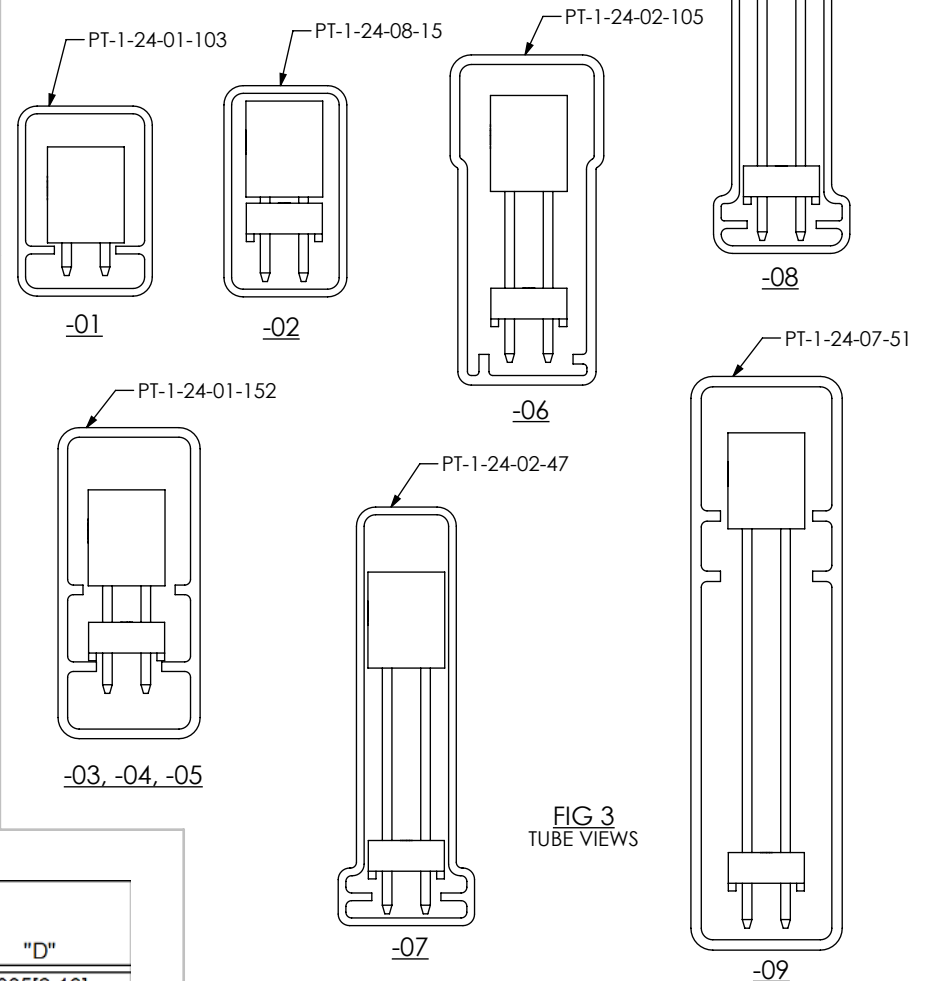


FIG 3
TUBE VIEWS

| LEAD STYLE | "B" | BOARD STACK HEIGHT WHEN MATED WITH IPS1 | TERMINAL | "C" | -FL TERMINAL | "D" |
|------------|--------------|---|--------------|------------|--------------|--------------|
| -01 | N/A | N/A | T-1S6-21-X-2 | N/A | T-1S64-06-X | .085[2.16] |
| -02 | .366[9.30] | .551[14.00] | T-1S6-26-X-2 | .104[2.64] | N/A | .220[5.59] |
| -03 | .445[11.30] | .630[16.00] | T-1S6-08-X-2 | .085[2.16] | T-1S64-09-X | .280[7.11] |
| -04 | .484[12.30] | .669[17.00] | T-1S6-24-X-2 | .106[2.69] | N/A | .340[8.64] |
| -05 | .563[14.30] | .748[19.00] | T-1S6-27-X-2 | .097[2.46] | N/A | .410[10.41] |
| -06 | .602[15.30] | .787[20.00] | T-1S6-23-X-2 | .093[2.35] | N/A | .445[11.30] |
| -07 | .799[20.30] | .984[25.00] | T-1S6-28-X-2 | .091[2.31] | N/A | .640[16.26] |
| -08 | .996[25.30] | 1.181[30.00] | T-1S6-29-X-2 | .094[2.39] | N/A | .840[21.34] |
| -09 | 1.193[30.30] | 1.378[35.00] | T-1S6-30-X-2 | .097[2.46] | N/A | 1.040[26.42] |

PROPRIETARY NOTE
THIS DOCUMENT CONTAINS CONFIDENTIAL AND PROPRIETARY INFORMATION AND ALL DESIGN, MANUFACTURING, REPRODUCTION, USE, PATENT RIGHTS AND SALES RIGHTS ARE EXPRESSLY RESERVED BY SAMTEC, INC. THIS DOCUMENT SHALL NOT BE DISCLOSED, IN WHOLE OR PART, TO ANY UNAUTHORIZED PERSON OR ENTITY NOR REPRODUCED, TRANSFERRED OR INCORPORATED IN ANY OTHER PROJECT IN ANY MANNER WITHOUT THE EXPRESS WRITTEN CONSENT OF SAMTEC, INC.

DO NOT SCALE DRAWING

SHEET SCALE: 2:1



520 PARK EAST BLVD., NEW ALBANY, IN 47150
PHONE: 812-944-6733 FAX: 812-948-5047
e-Mail info@SAMTEC.com code 5332

DESCRIPTION:
.100 DOUBLE ROW SHROUDED TERMINAL ASSEMBLY

DWG. NO. IPT1-1XX-XX-XX-D-XX

BY: DEAN P 11-05-2002 SHEET 2 OF 2