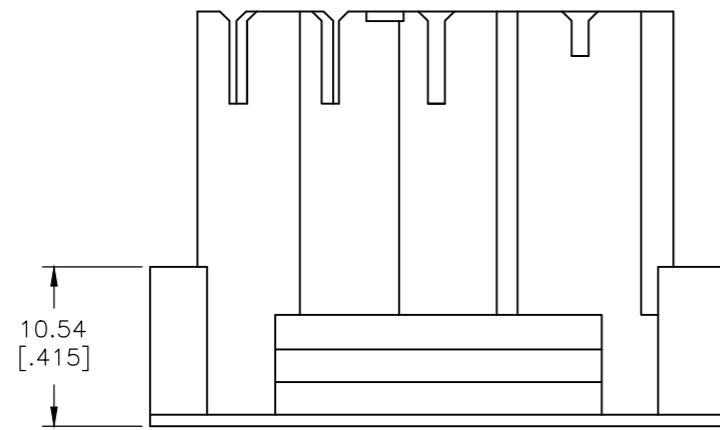
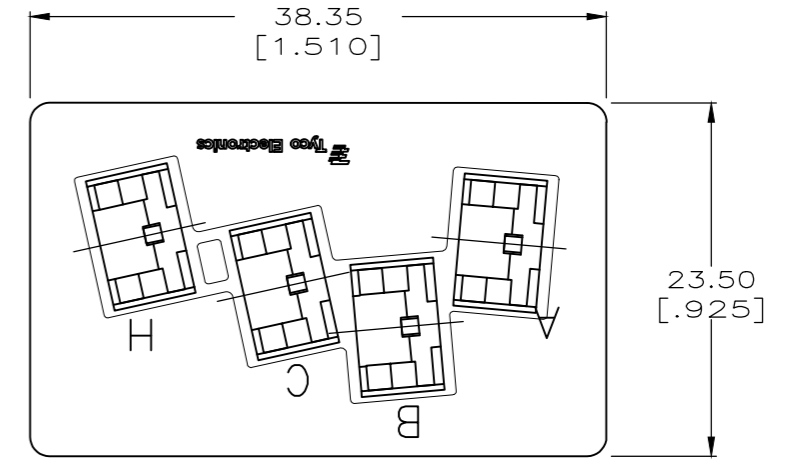
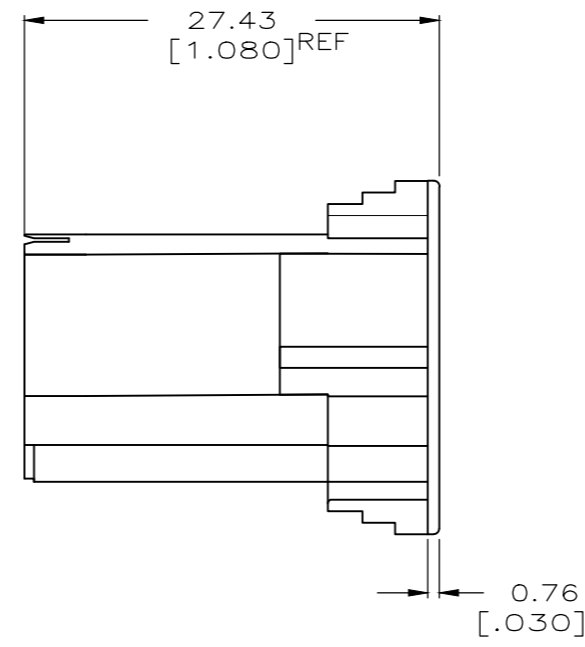
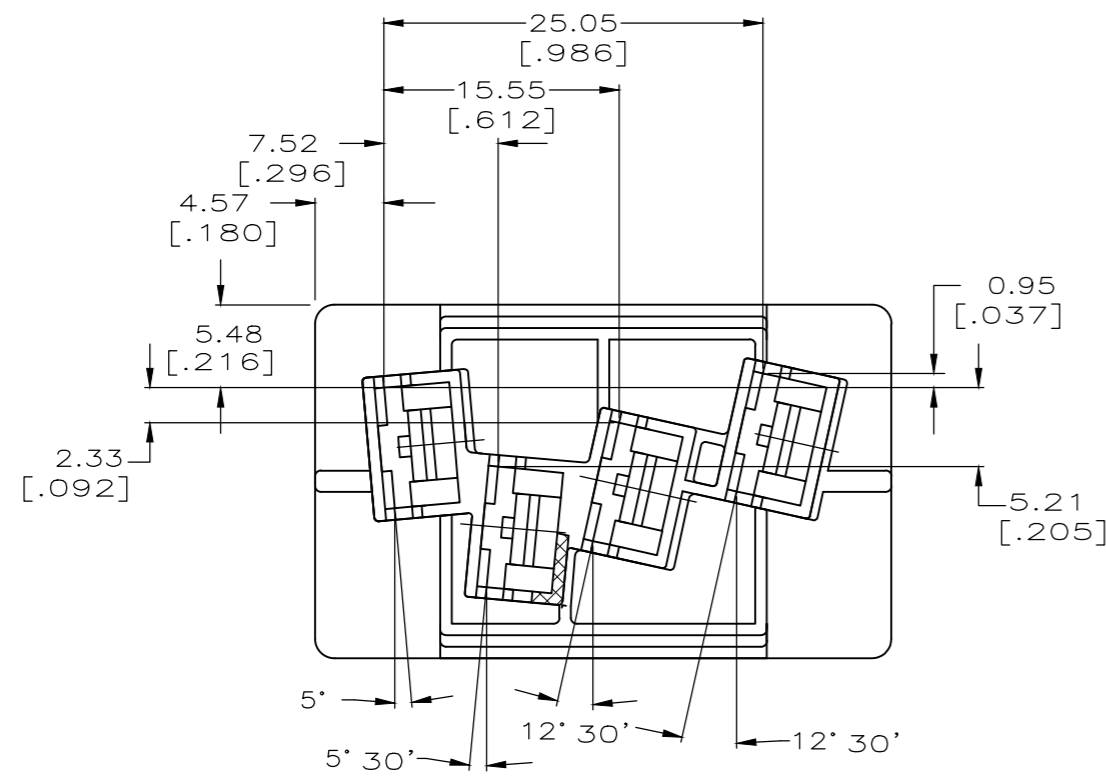


THIS DRAWING IS UNPUBLISHED. RELEASED FOR PUBLICATION
 © COPYRIGHT - TE Connectivity Ltd. ALL RIGHTS RESERVED.

REVISIONS					
P	LTR	DESCRIPTION	DATE	DWN	APVD
B		REVISED PER ECR-18-006282	23MAY2018	BDA	DS



TYCO ELECTRONICS RECOMMENDATION IS THAT THE MATING TAB MUST BE HELD TO A TOLERANCE OF ± 0.13 [.005] IN EITHER DIRECTION IN ORDER TO MINIMIZE BOTH THE MAGNITUDE AND VARIATION IN INSERTION FORCE.



MATING TAB

	NATURAL	66 NYLON V0 NATURAL	1969201-2
SUPERSEDED BY 1969201-2	-	66 NYLON, V0	1969201-1
	COLOR	MATERIAL	PART NO.

THIS DRAWING IS A CONTROLLED DOCUMENT.		DWN	JR RUTH	05JUN08	TE Connectivity Ltd.							
DIMENSIONS: mm [INCHES]		CHK	P DESANTIS	05JUN08								
TOLERANCES UNLESS OTHERWISE SPECIFIED:		APVD	P DESANTIS	05JUN08								
0 PLC ± - 1 PLC ± - 2 PLC ± 0.25 [.010] 3 PLC ± - 4 PLC ± - ANGLES ± 1°		PRODUCT SPEC	NAME			HOUSING, RECPT, FASTON, 6.35 [.250] SERIES						
MATERIAL	SEE TABLE	FINISH	NATURAL	WEIGHT	SIZE	A2	CAGE CODE	00779	DRAWING NO	C=1969201	RESTRICTED TO	-
		CUSTOMER DRAWING		SCALE	2:1	SHEET	1 of 1	REV	B			