

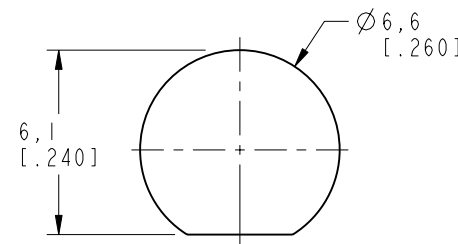
NOTES:

1. MATERIALS AND FINISHES::  
SMA STR BHD JACK IP 67 - BRASS, GOLD PLATING  
CABLE - 1.13 MM CABLE
2. ELECTRICAL  
A. IMPEDANCE: 50 OHM
3. PACKAGING  
A. QUANTITY: SINGLE PACK  
B. MARKING : BAG TO BE MARKED  
"AMPHENOL RF, 95-902-502-XXX AND DATE CODE"

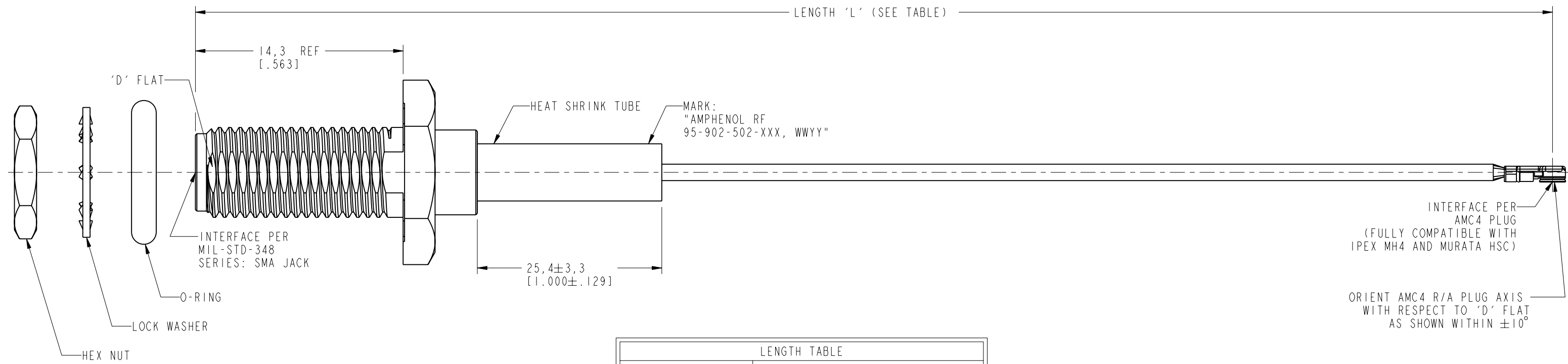
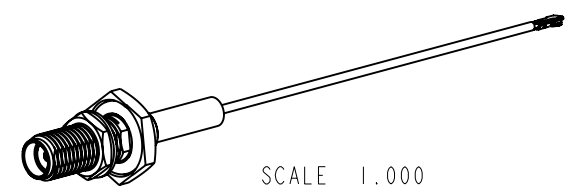
THIRD ANGLE PROJ.

REVISIONS

REV	DESCRIPTION	DATE	ECN	APPR
A	RELEASE TO MFG.	09-Nov-18	09565	VR
B	USE THE WOER BRAND HST FOR THIS CABLE ASSEMBLY	04-Jan-19	10130	SH



**RECOMMENDED MOUNTING HOLE DIMENSIONS**



LENGTH TABLE	
PART NUMBER (IMPERIAL)	LENGTH AND TOLERANCE 'L' IN MM (INCHES)
95-902-502-050	50.00 ± 3.81 [ 1.969 ± 0.150 ]
95-902-502-100	100.00 ± 3.81 [ 3.937 ± 0.150 ]
95-902-502-150	150.00 ± 3.81 [ 5.906 ± 0.150 ]
95-902-502-200	200.00 ± 5.08 [ 7.874 ± 0.200 ]
95-902-502-250	250.00 ± 5.08 [ 9.843 ± 0.200 ]
95-902-502-300	300.00 ± 5.08 [ 11.811 ± 0.200 ]

**DESIGN REQUIREMENTS:**

<input checked="" type="checkbox"/> FREQUENCY: DC - 6 GHz	<input checked="" type="checkbox"/> CONTINUITY
<input type="checkbox"/> VSWR: ____ MAX	<input checked="" type="checkbox"/> HI-POT: 200 VRMS
<input type="checkbox"/> INS. LOSS: ____dB MAX	<input type="checkbox"/> OTHERS:

**CUSTOMER OUTLINE DRAWING**  
ALL OTHER SHEETS ARE FOR INTERNAL USE ONLY

UNLESS OTHERWISE SPECIFIED, DIMENSIONS ARE IN METRIC AND TOLERANCES ARE: <0.5mm ± 0.05mm    0.5 - 6mm ± 0.1mm    6 - 30mm ± 0.2mm    30 - 120mm ± 0.3mm    ANGLES ± 1°	MATERIAL SEE NOTES	DRAWN M. ZHANG	DATE 04-Jan-19	TITLE SMA STR BHD JACK IP 67 TO AMC4 R/A PLUG USING 1.13 MM CABLE VARIOUS LENGTH	Amphenol RF www.amphenolrf.com
	REFERENCE EAR# 8685	ENGINEER VIJAY N M	DATE 17-Oct-18		
NOTICE - These drawings, specifications, or other data (1) are, and remain the property of Amphenol corp. (2) must be returned upon request; and (3) are confidential and not to be disclosed to any person other than those to whom they are given by Amphenol Corp. the furnishing of these drawings, specifications, or other data by Amphenol Corp., or to any other person to anyone for any purpose is not to be regarded by implication or otherwise in any manner licensing, granting rights to permitting such holder or any other person to manufacture, use or sell any product, process or design, patented or otherwise, that may in any way be related to or disclosed by said drawings, specifications, or other data.	REF: CONFIGURATION LEVEL: In Work	APPROVED S.HSIEH	DATE 04-Jan-19	SCALE: 3.8:1.0 SHEET 2 OF 2	ITEM NO. 95-902-502-XXX
	FINISH	CAD FILE	DWG SIZE B	REV B	PART NO. 95-902-502-XXX