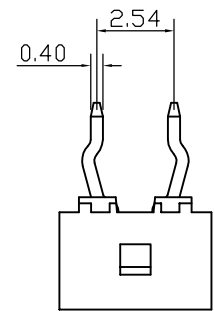
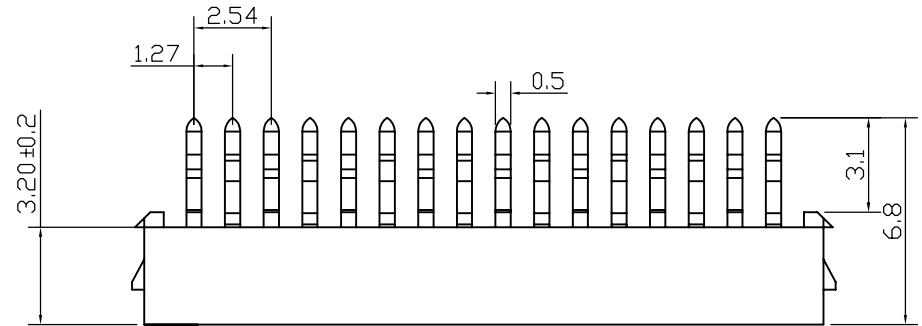
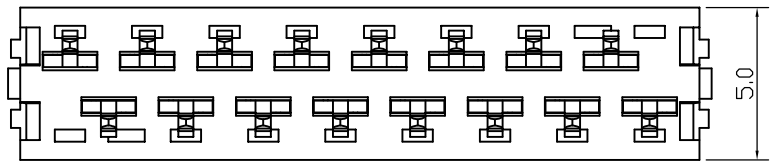
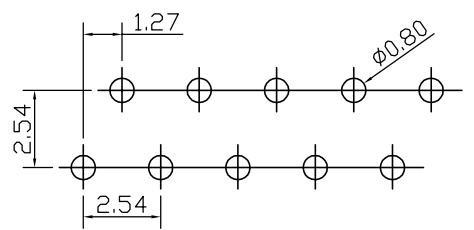
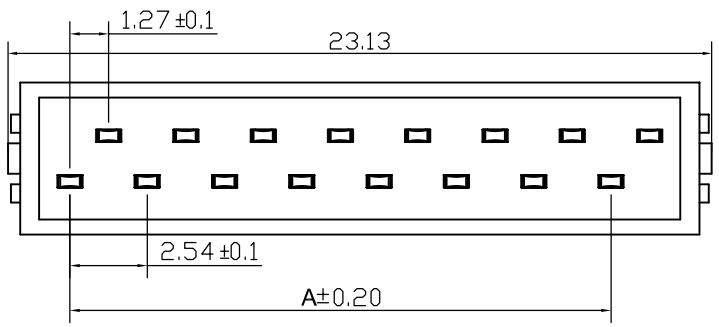


REV.	DESCRIPTION	DATE
A	RELEASE	2018/9/4

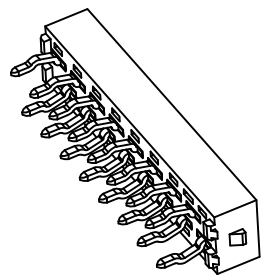


MATERIAL&FINISH
 Insulator: PA9T UL 94V-0
 Contact : Brass
 Contact : Sn Over Ni.

ELECTRICAL CHARACTERISTICS:
 Current Rating: 1 Amp
 Contact Resistance: 20MΩ Max
 Withstanding Voltage: 500V AC/Min
 Insulation Resistance: 1000MΩ Min
 Temperature Range: -40° C To+105° C



Recommended P.C. Board Layout



part number	POLES	DIM.A	Q'ty/Tube
3522-04-0100-99	04	2.54	73
3522-06-0100-99	06	5.08	55
3522-08-0100-99	08	7.62	44
3522-10-0100-99	10	10.16	37
3522-12-0100-99	12	12.7	32
3522-14-0100-99	14	15.24	28
3522-16-0100-99	16	17.78	25
3522-18-0100-99	18	20.32	22
3522-20-0100-99	20	22.86	20
3522-22-0100-99	22	25.40	18
3522-24-0100-99	24	27.94	17
3522-26-0100-99	26	30.48	16

UNLESS TOLERANCE		DRAW BY	杨国祥
GENERAL		DESIGN BY	袁刚
ANGLE		CHECK BY	
X. ± 0.38	X.' ± 3.0°	APPROVE BY	
.X ± 0.30	.X' ± 2.0°	SCALE	SHEET
.XX ± 0.25	.XX' ± 1.0°	1:1	1/1
.XXX ± 0.10	.XXX' ± 0.5°	UNIT	MM

CnC Tech,LLC

ITEM : Male-on-Board Connector

DRW NO: 3522-XX-0100-99 REV: A1