

MATERIALS & SPECIFICATIONS

PART NO.	A 28500-021	REV	ECO	DATE	APP
		H	97733	06-27-11	TLM

HOUSING:

ALUMINUM 6061-T6, NICKEL
PLATE PER AMS-C-26074

INSULATOR:

LIQUID CRYSTAL POLYMER (LCP)
PER ASTM D5138

CONTACT:

BERYLLIUM COPPER PER ASTM
B194, C17200, GOLD PLATED
PER ASTM B488, (HARD GOLD)
TYPE II CODE C, CLASS 1.27

TERMINATION:

SOLDER COATED WITH SN63A PER
J-STD-006 OR AMS-P-81728

HARDWARE:

303 STAINLESS STEEL PER
ASTM 582

CURRENT RATING:

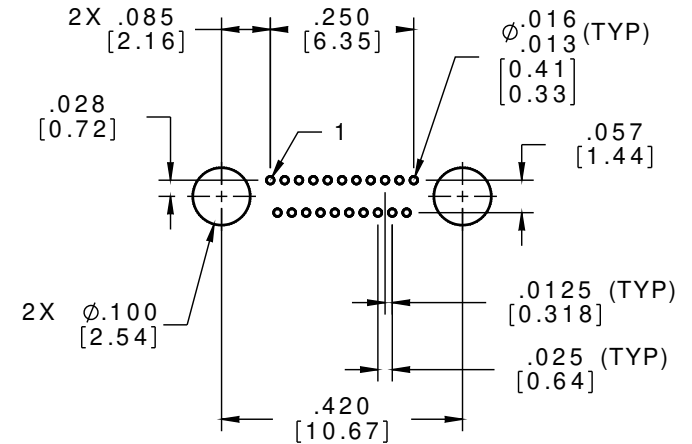
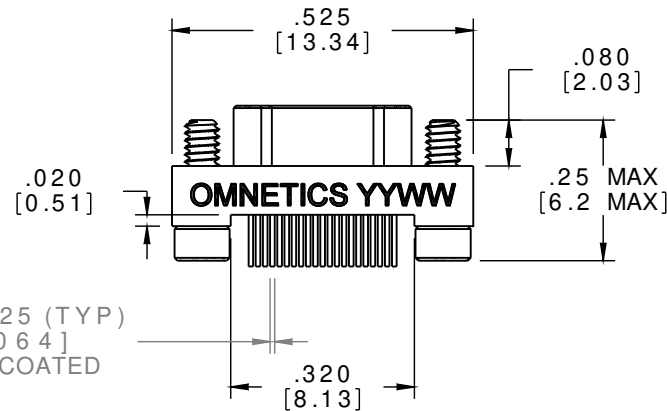
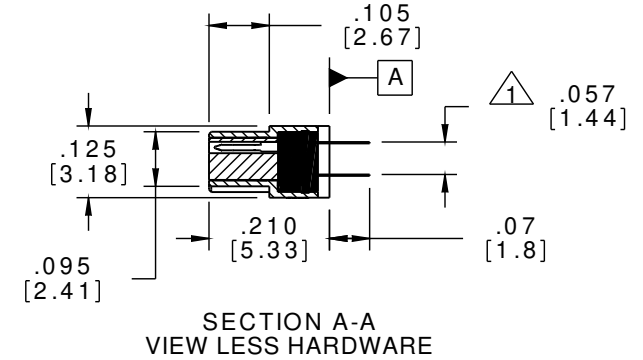
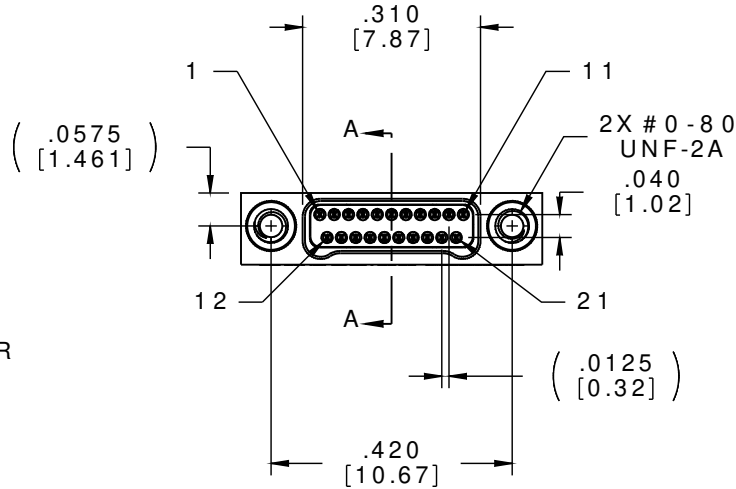
1 AMP MAX PER MIL-DTL-32139

CONTACT RESISTANCE:

71 MILLIOHM MAX (71mV DROP
MAX) @ 1.0 AMPS PER MIL-
DTL-32139

PERFORMANCE:

PRODUCT FAMILY TESTED TO AND
PASSED THE PERFORMANCE
SPECIFICATIONS OF TABLE VIII OF
MIL-DTL-32139



△ TAIL DIMENSIONS APPLY AT PLANE [A]



ACTUAL SIZE

MNP S/DW	THIRD ANGLE	THIS DRAWING CONTAINS CONFIDENTIAL AND PROPRIETARY INFORMATION WHICH IS THE PROPERTY OF OMNETICS CONNECTOR CORPORATION. THIS DOCUMENT MAY NOT, IN WHOLE OR IN PART, BE DUPLICATED, OR DISCLOSED FOR ANY PURPOSE, WITHOUT WRITTEN PERMISSION FROM OMNETICS CONNECTOR CORP.		 7260 COMMERCE CIRCLE EAST MINNEAPOLIS, MN 55432 WWW.OMNETICS.COM	CAGE CODE 61873	
	-TOLERANCES- UNLESS OTHERWISE NOTED DIMENSIONS IN INCHES	DFTM. AAS	DATE 05-05-04		TITLE: (21) PIN MALE	DWG NO. A28500-021
	2 PL DEC ± .01 3 PL DEC ± .005 4 PL DEC ± .0005 ANGLES ± 1°	CHK'D.	DATE		Bi-LoBE® CONNECTOR	SHEET 1 OF 1
		APP'D.	DATE			REV H
					SCALE: 3:1	