



BC847CS / BC857CS

GENERAL PURPOSE TRANSISTORS

VOLTAGE 45 Volts **POWER** 150 mW

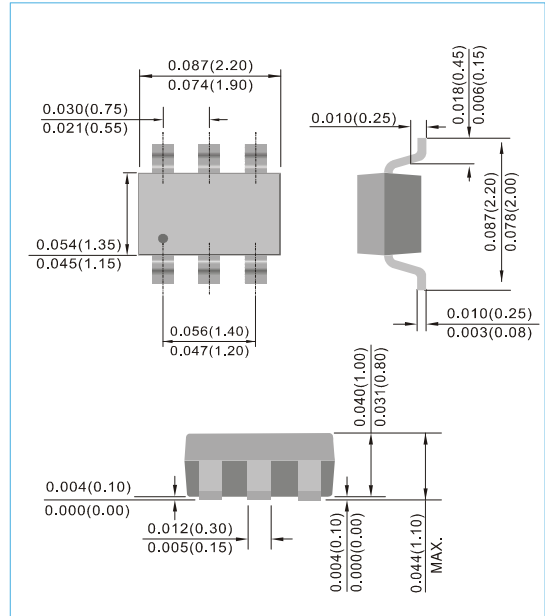
SOT-363 Unit : inch(mm)

FEATURES

- General Purpose Amplifier Applications
- Collector Current IC = -100mA
- Lead free in compliance with EU RoHS 2011/65/EU directive
- Green molding compound as per IEC61249 Std. . (Halogen Free)

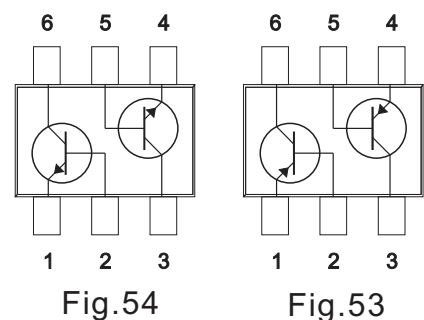
MECHANICAL DATA

Case : SOT-363
 Terminals : Solderable per MIL-STD-750,Method 2026
 Approx Weight : 0.00021 ounce, 0.006 gram
 Marking : BC847CS=47C
 BC857CS=57C



ABSOLUTE MAXIMUM RATINGS

PARAMETER	SYMBOL	BC847CS	BC857CS	UNITS
Collector-Emitter Voltage	V_{CEO}	45		V
Collector-Base Voltage	V_{CBO}	50		V
Emitter-Base Voltage	V_{EBO}	5		V
Collector Current-Continuous	I_c	100		mA
Max Power Dissipation (Note 1)	P_{TOT}	225		mW
Operating Junction and Storage Temperature Range	T_J, T_{STG}	-55 to +150		°C
Circuit Figure		Fig.54	Fig.53	





BC847CS / BC857CS

THERMAL CHARACTERISTICS

PARAMETER	SYMBOL	VALUE	UNITS
Thermal Resistance, Junction to Ambient	$R_{\theta JA}$	556	$^{\circ}C/W$

Note 1 : Transistor mounted on FR-4 board 70 x 60 x 1mm

ELECTRICAL CHARACTERISTICS ($T_J=25^{\circ}C$, unless otherwise noted)

PARAMETER	SYMBOL	MIN.	TYP.	MAX.	UNIT
Collector-Emitter Breakdown Voltage ($I_C=10mA, I_B=0$)	$V_{(BR)CEO}$	45	-	-	V
Collector-Base Breakdown Voltage ($I_C=10\mu A, I_B=0$)	$V_{(BR)CBO}$	50	-	-	V
Emitter-Base Breakdown Voltage ($I_E=1\mu A, I_C=0$)	$V_{(BR)EBO}$	5.0	-	-	V
Emitter-Base Cutoff Current ($V_{EB}=5V$)	I_{EBO}	-	-	100	nA
Collector-Base Cutoff Current ($V_{CE}=30V, I_E=0$) $T_J=150^{\circ}C$	I_{CBO}	-	-	15 4.0	nA μA
DC Current Gain ($I_C=10\mu A, V_{CE}=5V$) ($I_C=2.0mA, V_{CE}=5V$)	h_{FE}	- 420	270 520	- 800	-
Collector-Emitter Saturation Voltage ($I_C=10mA, I_B=0.5mA$) ($I_C=100mA, I_B=5.0mA$)	$V_{CE(SAT)}$	- -	- -	0.3 0.65	V
Base-Emitter Saturation Voltage ($I_C=10mA, I_B=0.5mA$) ($I_C=100mA, I_B=5.0mA$)	$V_{BE(SAT)}$	- -	0.7 0.9	- -	V
Base-Emitter On Voltage ($I_C=2.0mA, V_{CE}=5.0V$) ($I_C=10mA, V_{CE}=5.0V$)	$V_{BE(ON)}$	0.6 -	- -	0.75 0.82	V
Collector-Base Capacitance ($V_{CB}=10V, I_E=0, f=1MHz$)	C_{CB}	-	-	4.5	pF
Current-Gain-Bandwidth Product ($I_C=10mA, V_{CE}=5.0V, f=100MHz$)	F_T	-	200	-	MHz



BC847CS / BC857CS

ELECTRICAL CHARACTERISTICS CURVES

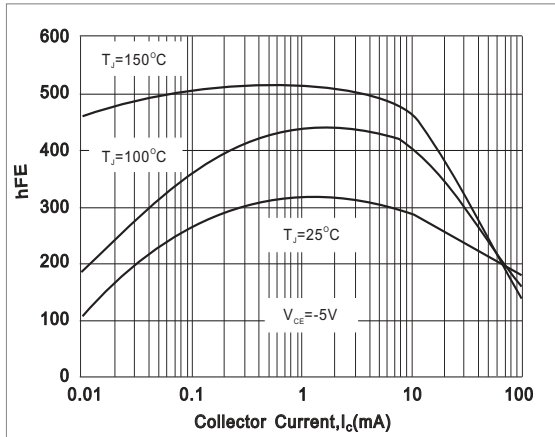


Fig.1- TYPICAL h_{FE} vs. Collector Current

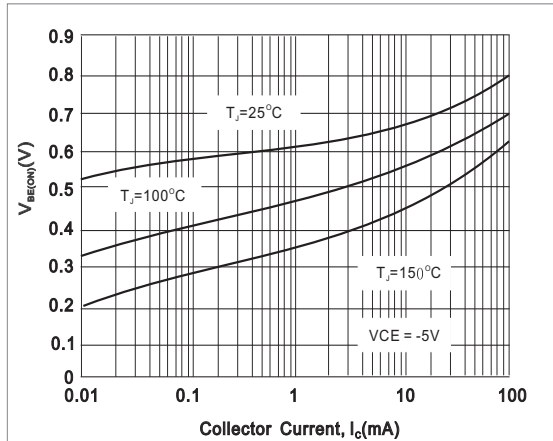


Fig.2- TYPICAL $V_{BE(ON)}$ vs. Collector Current

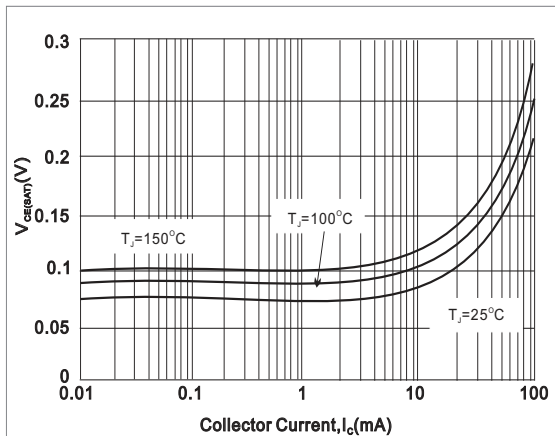


Fig.3- TYPICAL $V_{CE(SAT)}$ vs. Collector Current

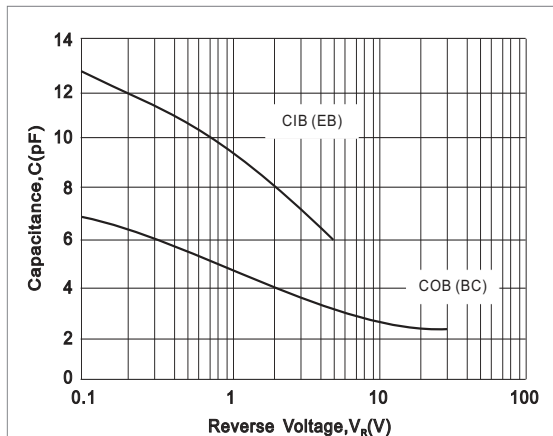


Fig.4- TYPICAL CAPACITANCES vs. REVERSE VOLTAGE

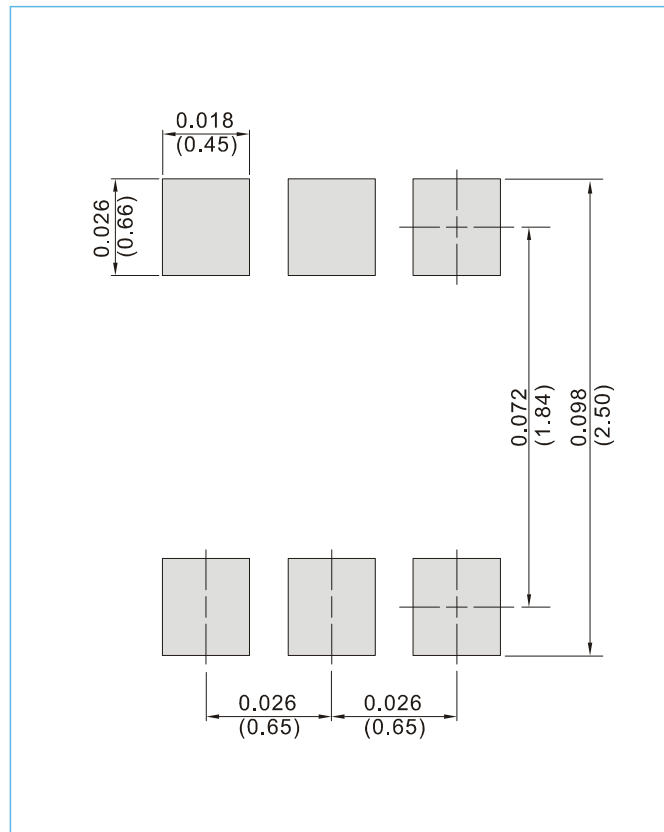


BC847CS / BC857CS

MOUNTING PAD LAYOUT

SOT-363

Unit : inch(mm)



ORDER INFORMATION

- Packing information
 - T/R - 10K per 13" plastic Reel
 - T/R - 3K per 7" plastic Reel



BC847CS / BC857CS

Part No_packing code_Version

BC847CS_R1_00001

BC847CS_R2_00001

For example :

RB500V-40_R2_00001



Packing Code XX				Version Code XXXXX		
Packing type	1 st Code	Packing size code	2 nd Code	HF or RoHS	1 st Code	2 nd ~5 th Code
Tape and Ammunition Box (T/B)	A	N/A	0	HF	0	serial number
Tape and Reel (T/R)	R	7"	1	RoHS	1	serial number
Bulk Packing (B/P)	B	13"	2			
Tube Packing (T/P)	T	26mm	X			
Tape and Reel (Right Oriented) (TRR)	S	52mm	Y			
Tape and Reel (Left Oriented) (TRL)	L	PANASERT T/B CATHODE UP (PBCU)	U			
FORMING	F	PANASERT T/B CATHODE DOWN (PBCD)	D			



BC847CS / BC857CS

Disclaimer

- Reproducing and modifying information of the document is prohibited without permission from Panjit International Inc..
- Panjit International Inc. reserves the rights to make changes of the content herein the document anytime without notification. Please refer to our website for the latest document.
- Panjit International Inc. disclaims any and all liability arising out of the application or use of any product including damages incidentally and consequentially occurred.
- Panjit International Inc. does not assume any and all implied warranties, including warranties of fitness for particular purpose, non-infringement and merchantability.
- Applications shown on the herein document are examples of standard use and operation. Customers are responsible in comprehending the suitable use in particular applications. Panjit International Inc. makes no representation or warranty that such applications will be suitable for the specified use without further testing or modification.
- The products shown herein are not designed and authorized for equipments requiring high level of reliability or relating to human life and for any applications concerning life-saving or life-sustaining, such as medical instruments, transportation equipment, aerospace machinery et cetera. Customers using or selling these products for use in such applications do so at their own risk and agree to fully indemnify Panjit International Inc. for any damages resulting from such improper use or sale.
- Since Panjit uses lot number as the tracking base, please provide the lot number for tracking when complaining.