

XCSD3710N12

Safety limit switch, Telemecanique Safety switches XCS, metal, steel plunger, 2NC+1 NO, 1 entry tapped 1/2" NPT



Main

Range of Product	Telemecanique Safety switches XCS
Product or Component Type	Safety limit switch
Component name	XCSD
Design	Compact
Material	Metal
Head type	Plunger head
Protection technology	Plastic protective cover, secured by 5-lobe socket head safety screw
Type of approach	On end approach
Type of operator	Metal end plunger
Contacts type and composition	1 NC + 1 NC + 1 NO
Contact operation	Slow-break, break before make
Cable entry	1 entry tapped 1/2" NPT

Complementary

Electrical Connection	Terminal
Clamping Connection Capacity	1 x 0.34...2 x 0.75 mm ²
Number of poles	3
Positive opening	With NC contact
Mechanical durability	15000000 cycles
Minimum force for tripping	15 N
Positive opening minimum force	45 N
Minimum actuation speed	0.03 ft/s (0.01 m/s)
Maximum actuation speed	1.64 ft/s (0.5 m/s)
Contact code designation	B300, AC-15 (U _e = 240 V, I _e = 1.5 A)EN/IEC 60947-5-1 appendix A R300, DC-13 (U _e = 250 V, I _e = 0.1 A)EN/IEC 60947-5-1 appendix A
[I _{th}] conventional enclosed thermal current	6 A
[U _i] rated insulation voltage	300 VUL 508 400 V 3)EN/IEC 60947-1 300 VCSA C22.2 No 14
[U _{imp}] rated impulse withstand voltage	4 KV EN/IEC 60947-1 4 kV IEC 60664
Maximum resistance across terminals	25 MOhm IEC 60255-7 category 3
Short-circuit protection	6 A cartridge fuse gG (gl)
Repeat accuracy	0.1 mm on tripping points, 1 million operating cycles for head with end plunger
Body Material	Zamak
Head material	Zamak
Enclosure Material	Plastic
Depth	1.38 in (35 mm)
Height	3.50 in (89 mm)
Width	1.34 in (34 mm)
Net Weight	0.47 lb(US) (0.215 kg)

The information provided in this documentation contains general descriptions and/or technical characteristics of the performance of the products contained herein. This documentation is not intended as a substitute for and is not to be used for determining suitability or reliability of these products for specific user applications. It is the duty of any such user or integrator to perform the appropriate and complete risk analysis, evaluation and testing of the products with respect to the relevant specific application or use thereof. Neither Schneider Electric Industries SAS nor any of its affiliates or subsidiaries shall be responsible or liable for misuse of the information contained herein.

Environment

Standards	EN 1088/ISO 14119 CSA C22.2 No 14 UL 508 EN/IEC 60204-1 EN/IEC 60947-5-1
Product Certifications	UL CSA
Safety level	Can reach category 4 with the appropriate monitoring system and correctly wired EN/ISO 13849-1 Can reach PL = e with the appropriate monitoring system and correctly wired EN/ISO 13849-1 Can reach SIL 3 with the appropriate monitoring system and correctly wired IEC 61508
Safety reliability data	B10d = 50000000 value given for a life time of 20 years limited by mechanical or contact wear
Protective treatment	TC
Ambient Air Temperature for Operation	-13...158 °F (-25...70 °C)
Ambient Air Temperature for Storage	-40...158 °F (-40...70 °C)
Vibration resistance	25 gn 10...500 Hz)IEC 60068-2-6
Shock resistance	50 gn 11 ms IEC 60068-2-27
Electrical shock protection class	Class I NF C 20-030 Class I EN/IEC 61140
IP degree of protection	IP66 conforming to IEC 60529 IP67 conforming to IEC 60529
IK degree of protection	IK06 EN 50102





Ordering and shipping details

Category	22411-LIMIT SWITCHES,IEC,XCKJ
Discount Schedule	T
GTIN	3389110241136
Nbr. of units in pkg.	1
Package weight(Lbs)	7.72 oz (219.0 g)
Returnability	No
Country of origin	FR

Packing Units

Unit Type of Package 1	PCE
Package 1 Height	4.13 in (10.5 cm)
Package 1 width	1.30 in (3.3 cm)
Package 1 Length	1.69 in (4.3 cm)

Offer Sustainability

Sustainable offer status	Green Premium product
California proposition 65	WARNING: This product can expose you to chemicals including: Diisononyl phthalate (DINP), which is known to the State of California to cause cancer, and Di-isodecyl phthalate (DIDP), which is known to the State of California to cause birth defects or other reproductive harm. For more information go to www.P65Warnings.ca.gov
REACH Regulation	 REACH Declaration
EU RoHS Directive	Pro-active compliance (Product out of EU RoHS legal scope)  EU RoHS Declaration
Mercury free	Yes
RoHS exemption information	 Yes
Environmental Disclosure	 Product Environmental Profile

Contractual warranty

Warranty	18 months
----------	-----------